



New York State Probation Population 2007 Profile

New York State Division of Criminal Justice Services
Office of Justice Research and Performance
4 Tower Place
Albany, NY 12203
(518) 457 -7301
crimestat@dcjs.state.ny.us

DAVID A. PATERSON
Governor

DENISE E. O'DONNELL
Commissioner

Issued: June 30, 2008

New York State Probation Population 2007 Profile Introduction

In New York State, probation is a court-ordered sentence to community supervision with certain conditions. New York City and the 57 counties outside of New York City each operate probation departments with funding and oversight by the New York State Division of Probation and Correctional Alternatives (DPCA).

DPCA and the Division of Criminal Justice Services (DCJS) maintain a database called the Integrated Probation Registrant System (IPRS). IPRS captures data on new probationer registrations, case closings and violations of probation.

This report, "*New York State Probation Population 2007 Profile*," uses IPRS data to provide information on:

- Conviction offense types, gender, age, and race/ethnicity for probationers under supervision on July 15, 2007;
- Offense data on those sentenced and discharged during 2006;
- Types of discharges, including early discharge from probation supervision and the length of term under supervision prior to early discharge; and
- Violations of probation disposed during 2006, along with the outcomes and the time from the original sentence date to the date a violation of probation was filed.

The report data are limited to individuals sentenced to probation from criminal courts and includes the probationer population supervised by the New York City Probation Department (Bronx, Kings, New York, Queens and Richmond counties constitute New York City) and individuals supervised by the 57 county probation departments outside of New York City.

New York State Probation Population 2007 Profile

Summary of Probation Facts

Probationers Supervised

- 124,626 probationers were under supervision on July 15, 2007 statewide, in New York City (NYC) and the 57 counties outside of New York City (Section 1, Page 2)

Offenses Committed

- The majority of probationers (64%) in NYC were felons (Section 1A, Page 2).
- The majority of county probationers (56%) were sentenced for misdemeanors (Section 1A, Page 2).
- NYC had a higher proportion of violent offenders on probation than the 57 counties (Section 1A, Page 3).
- 40% of probationers in New York State (NYS) were substance abuse offenders (Section 1A, Page 3).

Probationer Demographics

- 80% of probationers in NYS were male (Section 1B, Page 4).
- One in five probationers was between 16 and 22 years old (Section 1B, Page 4).
- A majority of county probationers (63%) were white (Section 1B, Page 5).
- Three in four NYC probationers were non-white (Section 1B, Page 5).

Probationers Sentenced during 2006

- 38,753 offenders were sentenced to probation during 2006 (Section 2, Page 5).

Probationers Discharged during 2006

- 41,603 offenders were discharged from probation during 2006 (Section 3, Page 7).

Probationers in New York State

The New York State Division of Probation and Correctional Alternatives (DPCA) and the Division of Criminal Justice Services (DCJS) maintain the Integrated Probation Registrant System (IPRS). IPRS captures data on new probationer registrations, case closings and violations of probation.

The following report provides information on:

- Conviction offense types, gender, age, and race/ethnicity for probationers supervised on July 15, 2007;
- Offense data on those sentenced and discharged during 2006;
- Types of discharges including early discharge from probation supervision and the length of term under supervision prior to early discharge; and

- Violations of probation disposed during 2006, along with the outcomes and the time from the original sentence date to the date a violation of probation was filed.

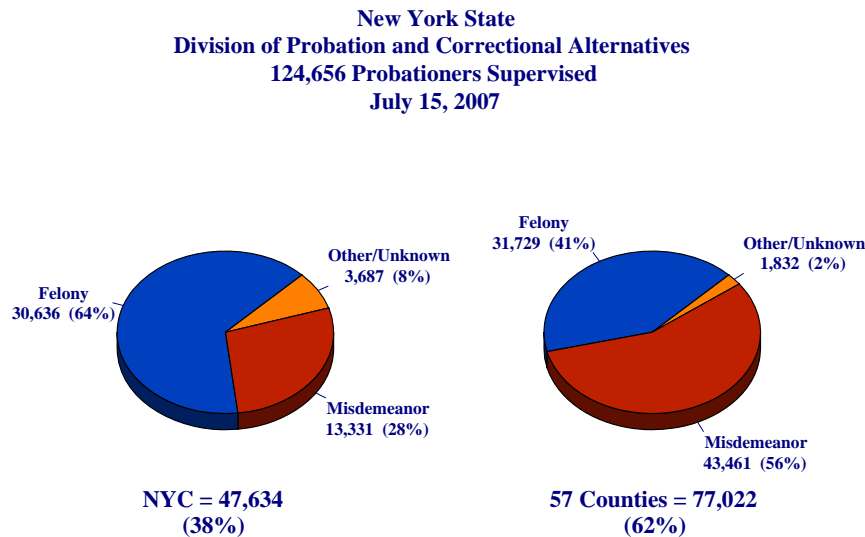
The data are limited to individuals sentenced to probation from criminal courts and includes the probationer population supervised by the New York City Probation Department (Bronx, Kings, New York, Queens and Richmond Counties constitute New York City) and individuals supervised by the 57 County Probation Departments (County Departments) outside of New York City.

Section 1. Criminal court probation population supervised as of July 15, 2007

IPRS recorded 124,656 probationers being supervised by County Departments and the New York City Probation Department as of July 15, 2007. New York City supervised 47,634 (38%) while the County Departments supervised 77,022 (62%).

1A. Conviction offense for probationers

Statewide, felony probationers constituted 50% of those supervised. However, in New York City felons constituted 64% of those supervised, while in the County Departments they accounted for 41%.



Source: NYS DPCA Integrated Probation Registrant System (IPRS)

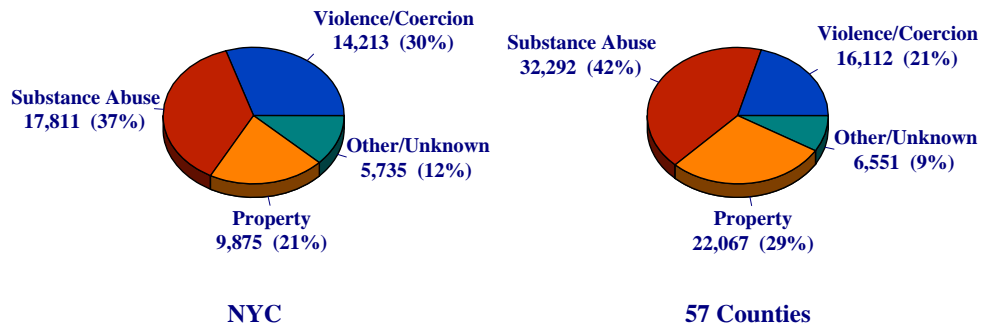
Conviction offense categories include:

- *Violence/Coercion* (Arson PL 150, Assault PL 120, Resisting Arrest/Escape PL 205, Manslaughter PL 125, Sex Crimes PL 130/255/263, Robbery PL 160, Weapons PL 265, Unlawful Imprisonment PL 135, Harassment PL 240 and Endangering Welfare of a Child/Disabled/Elderly PL 260);

- *Substance Abuse* (Possession and Sale Drugs PL 220/221, DWI VTL1192 and Aggravated Unlicensed Operator VTL0511 - AUO is statutorily linked to operating a vehicle under the influence of alcohol or drugs);
- *Property* (Burglary/Trespass PL 140, Criminal Mischief PL 145, Larceny PL 155, Criminal Possession of Stolen Property/Theft PL 165, Forgery PL 170, Fraud PL 176/185 and Criminal Impersonation/Fraud PL 190); and
- *Other Penal, Non-Penal or Unknown Offenses.* *Other* penal laws include offenses such as: Health Care Fraud PL 178; Bribery Not Involving Public Officials PL 180; Perjury PL 210 and Gambling PL 225; Non-Penal laws include: Alcohol and Beverage Control ABC; Agricultural and Markets AM; Environmental and Conservation Laws ECL; General Business GB and Social Welfare SW and others; and *Unknown* offenses are offenses not recorded.

Statewide, probationers convicted for Violence/Coercion offenses comprised 24% of those supervised. In New York City, 30% were supervised for these offenses, compared to 21% in the County Departments.

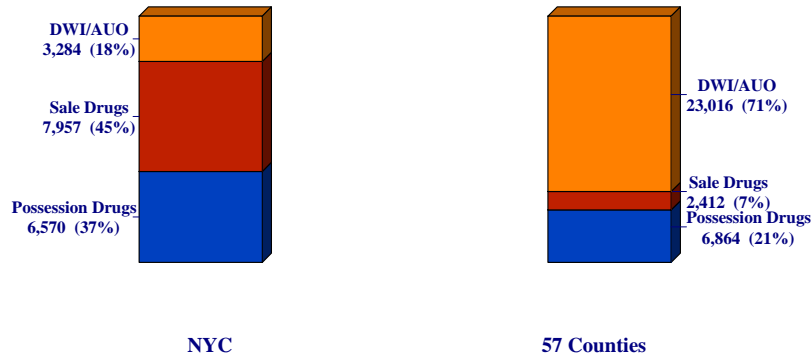
New York State
Division of Probation and Correctional Alternatives
124,656 Probationers Supervised
July 15, 2007



Source: NYS DPCA Integrated Probation Registrant System (IPRS)

The distribution of Substance Abuse offenses differed by region. Of the probationers supervised for Substance Abuse offenses in New York City, 82% (14,527) were for Possession and/or Sale of Drugs. Of the probationers supervised for Substance Abuse offenses in the County Departments, 71% (23,016) were supervised for DWI and/or Aggravated Unlicensed Operation (AUO).

**New York State
Division of Probation and Correctional Alternatives
Substance Abuse Probationers Supervised
July 15, 2007**

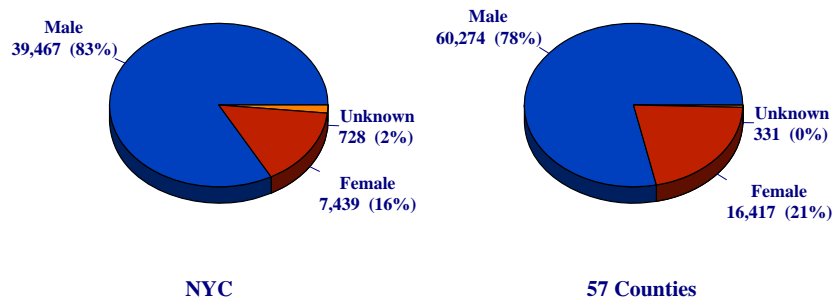


Source: NYS DPCA Integrated Probation Registrant System (IPRS)

1B. Demographics of those supervised

Statewide, males constituted 80% of offenders supervised; in the County Departments, 78% were males, while in New York City 83% were males.

**New York State
Division of Probation and Correctional Alternatives
124,656 Probationers Supervised
July 15, 2007**



Source: NYS DPCA Integrated Probation Registrant System (IPRS)

Statewide, probationers 21 years old and younger accounted for 29% of those supervised. In the County Departments, 26% were under 22 years old. In New York City, 32% were under 22 years old. Persons 40 years and older constituted 23% of probationers statewide, 19% of those supervised in New York City and 25% of probationers in County Departments.

New York State
 Division of Probation and Correctional Alternatives
 124,656 Probationers Supervised
 July 15, 2007

Age at Sentence	NYC	Region %	57 Counties	Region %	Statewide	Statewide %
LESS THAN 16 YEARS	381	1%	86	0%	467	0%
16-18 YEARS	7,594	16%	9,831	13%	17,425	14%
19-21 YEARS	7,256	15%	10,321	13%	17,577	14%
22-24 YEARS	5,710	12%	8,720	11%	14,430	12%
25-29 YEARS	7,360	15%	11,266	15%	18,626	15%
30-39 YEARS	10,133	21%	17,182	22%	27,315	22%
40+ YEARS	9,179	19%	19,610	25%	28,789	23%
MISSING DATA	21	0%	6	0%	27	0%
TOTAL	47,634	100%	77,022	100%	124,656	100%

Source: NYS DPCA Integrated Probation System (IPRS)

The County Departments and New York City had very different distributions of Race and Ethnicity.

A majority of probationers in the County Departments (63%) were white, while only 17% of New York City probationers were white. Asian, Black and Hispanic probationers constituted 75% of the NYC probation population, but these groups made up only 34% of probationers in the County Departments.

The Race/Ethnicity distributions of probationers supervised Statewide, in the County Departments and New York City are shown in the following table.

New York State
 Division of Probation and Correctional Alternatives
 124,656 Probationers Supervised
 July 15, 2007

Race/Ethnicity	Statewide	Statewide %	57 Counties	Region %	NYC	Region %
White	56,850	46%	48,853	63%	7,997	17%
Black	37,541	30%	16,537	21%	21,004	44%
Hispanic	23,267	19%	9,219	12%	14,048	29%
Other	2,754	2%	338	0%	2,416	5%
Unknown	2,680	2%	1,197	2%	1,483	3%
Asian	1,070	1%	416	1%	654	1%
Am Indian	494	0%	462	1%	32	0%
Total	124,656	100%	77,022	100%	47,634	100%

Source: NYS DPCA Integrated Probation System (IPRS)

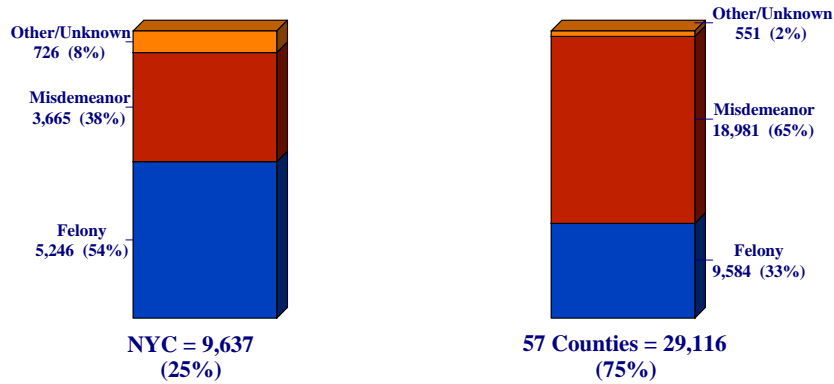
Section 2. Criminal court cases sentenced from January 1 through December 31, 2006

IPRS recorded 38,753 probationers sentenced during 2006 to the County Departments and the New York City Probation Department. The County Departments received 75% (29,116) of those sentenced and NYC received 25% (9,637).

Offenses for those sentenced

Of the probationers sentenced in New York City, 54% were convicted of felony offenses, while in the County Departments felons constituted 33%.

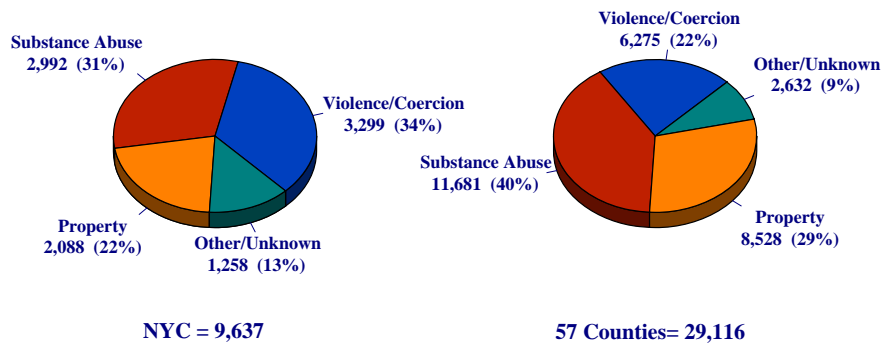
**New York State
Division of Probation and Correctional Alternatives
38,753 Probationers Sentenced
2006**



Source: NYS DPCA Integrated Probation Registrant System (IPRS)

Of those sentenced to probation in New York City, over one-third (34%) were for Violence/Coercion offenses, while in the County Departments those offenses constituted less than one-fourth (22%).

**New York State
Division of Probation and Correctional Alternatives
38,753 Probationers Sentenced
2006**



Source: NYS DPCA Integrated Probation Registrant System (IPRS)

Substance Abuse offenders were the largest group of offenders sentenced, 40% in the County Departments and about 31% in New York City. In New York City, 72% (2,140) were for possession and sale of drugs. In the County Departments, DWI and/or AUO made up 70% (8,160) of Substance Abuse offenders sentenced in 2006.

Section 3. Criminal court probation cases discharged from January 1 through December 31, 2006

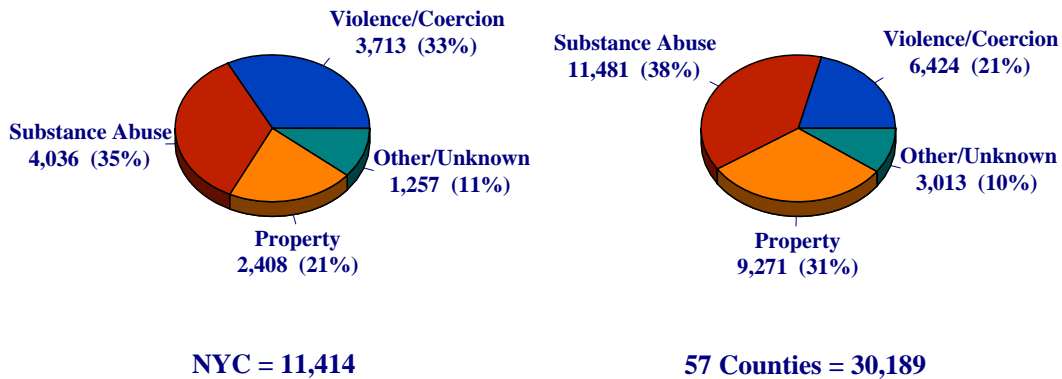
IPRS recorded 41,603 probationers discharged from probation during 2006 by the County Departments and the New York City Probation Department. The County Departments accounted for 73% (30,189) of those discharged and New York City accounted for 27% (11,414).

3A. Conviction offenses for those discharged

Of the probationers discharged in New York City, 55% were convicted of felony offenses, while in the County Departments felons constituted 31%.

Of those discharged from probation in New York City, 33% had been convicted of Violence/Coercion offenses, while in the County Departments those offenses constituted 21%.

**New York State
Division of Probation and Correctional Alternatives
41,603 Probationers Discharged
2006**



Source: NYS DPCA Integrated Probation Registrant System (IPRS)

Substance Abuse offenders were the largest group of offenders discharged, 38% in the County Departments and 35% in New York City. In New York City, 79% were for possession and sale of drugs and in the County Departments, DWI and/or AUO made up 70% of these offenders discharged in 2006.

3B. Discharge types

There are eight types of discharges: Death, Early Discharge, Early Discharge (due to) New Sentence, Maximum Expiration, Other, Revoked (due to) New Conviction, Revoked (due to) Technical (Violations) and Resentence to Incarceration. “Early Discharge (due to) New Sentence” is a discharge from a probation sentence because the probationer has been subsequently sentenced on a new conviction. “Resentence to Incarceration” is a negative discharge from Pre-Sentence Interim Supervision.

Pre-Sentence Interim Supervision is not legally a sentence per se but an agreement by all the parties, authorized by CPL 390.30, that the defendant will abide by certain conditions of behavior and that the probation department will monitor that behavior. Upon agreement, the court can adjourn sentencing for up to one year from the date of conviction by virtue of a defendant’s plea or finding of guilt and place a defendant under interim probation supervision. The probation department notifies the court and the court re-calendars the matter to decide whether to continue Interim Supervision or sentence the individual. Non-compliance with the term and conditions during the interim period can lead to a “Resentence to Incarceration.”

The following table shows the proportion of discharge types for 41,603 cases discharged during 2006.

New York State Division of Probation and Correctional Alternatives 41,603 Probationers Discharged 2006						
Discharge Type	NYC	Region %	57 Counties	Region %	Statewide	Statewide %
Maximum Expiration	6,360	56%	9,833	33%	16,193	39%
Revoked Technical	1,352	12%	7,813	26%	9,165	22%
Early Discharge	339	3%	8,154	27%	8,493	20%
Revoked New Conviction	1,818	16%	1,917	6%	3,735	9%
Other	1,385	12%	1,703	6%	3,088	7%
Death	107	1%	331	1%	438	1%
Early Discharge New Sentence	18	0%	341	1%	359	1%
Resentence to Incarceration	35	0%	97	0%	132	0%
Total	11,414	100%	30,189	100%	41,603	100%

Source: NYS DPCA Integrated Probation System (IPRS)

Statewide, 39% were discharged due to “Maximum Expiration” of the probation sentence. In New York City, 56% were supervised to the end of their sentences, while the County Departments supervised 33% until the end of the offenders’ sentences.

The County Departments had 27% of their cases closed by “Early Discharge,” while New York City had just 3%. Of the 8,493 Early Discharges statewide, 96% were in the County Departments.

Cases closed by “Revoked Technical Violation” were more prevalent in the County Departments, accounting for 26% of discharges compared to 12% in New York City. The reverse relationship was evident with discharges by “Revoked New Conviction.” In New York City, 16% of those discharged were discharged by “Revoked New Conviction” compared to 6% in County Departments.

“Early Discharge New Sentence” as a case closing, was more prevalent in the County Departments where they accounted for 96% of the cases closed by this type of discharge.

3C. Early Discharge

Early Discharge case closings occur when the court of jurisdiction has discharged the probationer from probation supervision prior to the expiration date of the probation sentence. Since the County Departments constituted almost all of the Statewide Early Discharges, their population will be described as follows:

a. Offenses for “Early Discharges” in the County Departments

In the County Departments, felony offenses constituted 36% and misdemeanors 63% of the 8,154 Early Discharges.

Substance Abuse offenders made up 47% of early discharges, with DWI offenders constituting 74% of this offense type. Overall, DWI offenders constituted 35% of all early discharges in the County Departments. Of these early discharged DWI offenders, about two-thirds were misdemeanor level cases and slightly more than one-third were felony. Property offenses were 28% of early discharges while offenses of Violence/Coercion were 18% and Other/Unknown offenses were 7%.

The following table details the crime types for which there was an Early Discharge in 2006.

New York State
Division of Probation and Correctional Alternatives
Probationers Discharged Early by Crime Type
57 Counties
2006

		CONVICTION CATEGORY			
		FELONY	MISDEMEANOR	OTHER/UNKNOWN	TOTAL
VIOLENCE/COERCION	ARSON PL 150	28	7	0	35
	ASSAULT PL 120	186	537	0	723
	RESIST ARR/ESCAPE PL 205	4	85	0	89
	MANSLAUGHTER PL 125	8	0	0	8
	SEX CRIMES PL 130/255/263	44	40	0	84
	ROBBERY PL 160	105	0	0	105
	WEAPONS PL 265	72	74	0	146
	UNLAWFUL IMPRISON PL 135	13	9	0	22
	HARRASSMENT PL 240	11	78	1	90
	ENDANG CHILD PL 260	0	170	0	170
TOTAL		471	1,000	1	1,472
SUBSTANCE ABUSE	POSSESS DRUGS PL 220/221	338	381	0	719
	SALE DRUGS PL 220/221	224	44	0	268
	DWI/UNLIC VTL 1192/0511	982	1,856	3	2,841
TOTAL		1,544	2,281	3	3,828
PROPERTY	BURGLARY/TRESPASS PL 140	328	143	0	471
	CRIMINAL MISCHIEF PL 145	39	271	0	310
	LARCENY PL 155	256	708	0	964
	CPSP/THEFT PL 165	38	165	0	203
	FORGERY PL 170	107	168	0	275
	FRAUD PL 176/185	20	15	0	35
	CRIM IMPER/FRAUD PL 190	15	32	0	47
	TOTAL		803	1,502	0
OTHER	OTHER PENAL/NON-PENAL/TRANSFERS	136	350	63	549
TOTAL		136	350	63	549
GRAND TOTAL		2,954	5,133	67	8,154
		36%	63%	1%	

Source: NYS DPCA Integrated Probation System (IPRS)

b. Length of Term for “Early Discharges” in the County Departments

Of the 2,954 felony probationers discharged early, 28% were discharged within 2.5 years and 52% within 3 years. Eighty-two percent of early discharged felony offenders were discharged within 4 years. The average (mean) length of term for felony probationers discharged early was 3.04 years.

The following table shows the 2,954 felony probationers with early discharges during 2006.

New York State
Division of Probation and Correctional Alternatives
57 Counties
Probationers Discharged Early 2006
Time From Sentence to Discharge
FELONIES

Time	Frequency	Percent	Cumulative %
6 MOS	25	1%	1%
1 YEAR	34	1%	2%
1.5 YEARS	102	3%	5%
2 YEARS	156	5%	11%
2.5 YEARS	509	17%	28%
3 YEARS	717	24%	52%
3.5 YEARS	505	17%	69%
4 YEARS	360	12%	82%
4+ YEARS	546	18%	100%
Total	2,954	100%	

Source: NYS DPCA Integrated Probation System (IPRS)

Of the 5,100 misdemeanants serving a three-year probation sentence (excludes B-misdemeanants sentenced to one year), 24% were discharged within 1.5 years and 63% were discharged within 2 years. The average (mean) length of term for misdemeanor probationers discharged early was 1.85 years.

The following table shows the 5,100 misdemeanor probationers with early discharges during 2006.

New York State
Division of Probation and Correctional Alternatives
57 Counties
Probationers Discharged Early 2006
Time From Sentence to Discharge
MISDEMEANORS

Time	Frequency	Percent	Cumulative %
6 MOS	71	1%	1%
1 YEAR	233	5%	6%
1.5 YEARS	899	18%	24%
2 YEARS	2,012	39%	63%
2.5 YEARS	1,209	24%	87%
3 YEARS	594	12%	98%
3.5 YEARS	37	1%	99%
4 YEARS	17	0%	99%
4+ YEARS	28	1%	100%
Total	5,100	100%	

Source: NYS DPCA Integrated Probation System (IPRS)

Section 4. Violations of probation disposed from January 1 through December 31, 2006

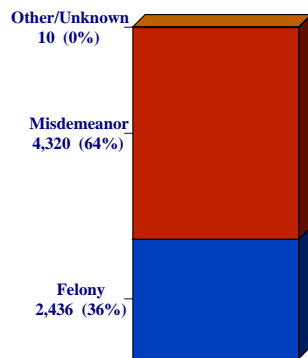
IPRS recorded 11,035 violations of probation filed during 2006 by the County Departments and the New York City Probation Department. The County Departments recorded 10,171 (92%) of these since NYC does not routinely use IPRS to record violations. IPRS recorded 6,856 violations disposed during 2006. A total of 59% of the violations disposed were filed during 2006 and the balance were filed in 2005 or previous years. Since the County Departments constituted almost all of the statewide violations disposed, their population will be described.

There is a difference between the number of violations of probation reported to IPRS and to the DPCA Probation Workload System (PWS) via form DPCA-30A. PWS reported nearly 20,000 violations of probation filed during 2006 compared to about 11,000 reported to IPRS. PWS data are aggregate data and do not provide detailed information on individual cases. While IPRS appears to undercount violations of probation compared to PWS, DPCA is working to have probation departments enter all data on the IPRS Violations module in order to provide the most complete information in this important probation area.

4A. Conviction Offenses for those with a violation of probation disposed in the County Departments during 2006

In the County Departments, there were 6,765 violations disposed during 2006. Felony probationers constituted 36% of disposed violations and misdemeanants 64%, with less than 1% Other/Unknown.

**New York State
Division of Probation and Correctional Alternatives
57 Counties
6,765 Violations of Probation Disposed
2006**



57 Counties = 6,765

Source: NYS DPCA Integrated Probation Registrant System (IPRS)

The following table details the conviction crime for which there was a violation of probation disposed in the County Departments during 2006.

New York State
 Division of Probation and Correctional Alternatives
 57 Counties
 Violations of Probation Disposed
 2006

		FELONY	MISDEMEANOR	OTHER/UNKNOWN	TOTAL
VIOLENCE/COERCION	ARSON PL 150	21	9	0	30
	ASSAULT PL 120	138	495	0	633
	RESIST ARR/ESCAPE PL 205	3	105	0	108
	MANSLAUGHTER PL 125	1	0	0	1
	SEX CRIMES PL 130/255/263	131	110	0	241
	ROBBERY PL 160	125	0	0	125
	WEAPONS PL 265	57	60	0	117
	UNLAWFUL IMPRISON PL 135	5	12	0	17
	HARRASSMENT PL 240	4	61	1	66
	ENDANG CHILD PL 260	1	188	0	189
TOTAL	486	1,040	1	1,527	
SUBSTANCE ABUSE	POSSESS DRUGS PL 220/221	272	413	0	685
	SALE DRUGS PL 220/221	152	39	0	191
	DWI/UNLIC VTL 1192/0511	580	693	0	1,273
TOTAL	1,004	1,145	0	2,149	
PROPERTY	BURGLARY/TRESPASS PL 140	391	127	0	518
	CRIMINAL MISCHIEF PL 145	46	296	0	342
	LARCENY PL 155	216	793	0	1,009
	CPSP/THEFT PL 165	63	261	0	324
	FORGERY PL 170	117	134	0	251
	FRAUD PL 176/185	1	3	0	4
	CRIM IMPER/FRAUD PL 190	20	58	0	78
	TOTAL	854	1,672	0	2,526
OTHER	OTHER PENAL/NON-PENAL/TRANSFERS	92	463	8	563
TOTAL	92	463	8	563	
GRAND TOTAL	2,436	4,320	9	6,765	

Source: NYS DPCA Integrated Probation System (IPRS)

While Substance Abuse offenders represented 32% of violations disposed, DWI/AUO probationers represented 19% of all violations disposed.

Property offenders constituted 37%, Violence/Coercion 23% and Other/Unknown 8%.

4B. Violation reasons and court dispositions for violations disposed in the County Departments during 2006

IPRS allows up to four reasons for the violation filed (in the vast majority of cases only one reason is listed). Technical Violations for an Arrest and Other Technical Violations comprised 77% of the violation reasons.

New York State
 Division of Probation and Correctional Alternatives
 Violations of Probation Disposed 2006
 57 Counties

Violation Reasons	Number	Percent
Other Technical Violation	3,643	54%
Technical - Arrest	1,564	23%
New Conviction	853	13%
Abscond	715	11%
Total	6,775	100%

Source: NYS DPCA Integrated Probation Registrant System (IPRS)

The court dispositions of “Revoke” and “Revoke and Jail/Probation” constituted 73% of violation dispositions.

**New York State
Division of Probation and Correctional Alternatives
Violations of Probation Disposed
2006
57 Counties**

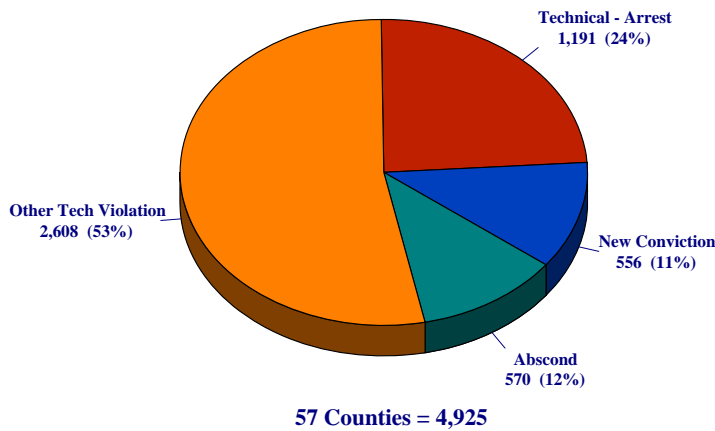
Court Dispositions	# Disposed	% Disposed
REVOKE	3,113	46%
REVOKE & JAIL/PROBATION	1,802	27%
DISCHARGE	749	11%
CONTINUE	449	7%
DISMISS	230	3%
ISP	171	3%
MODIFY	127	2%
OTHER	124	2%
TOTAL	6,765	100%

Source: NYS DPCA Integrated Probation Registrant System (IPRS)

4C. “Revoke” and “Revoke & Jail/Probation” disposition outcomes in the County Departments during 2006

The following is the distribution of 4,925 violation reasons recorded (more than one violation reason may be recorded) for the 4,915 revoked probationers within the County Departments. “Other Technical Violations” constituted the largest group with 53%.

**New York State
Division of Probation and Correctional Alternatives
Probation Revocations Disposed
2006
57 Counties**



Source: NYS DPCA Integrated Probation Registrant System (IPRS)

IPRS allows up to seven resentence options for violations of probation disposed. For the “Revoke” and “Revoke & Jail/Probation” dispositions, 59% had a resentence option recorded.

The following table shows the distribution of resentence options recorded. Almost all, 93%, of those revocations resulted in some incarceration, with nearly three-fourths resentenced to local jails.

**New York State
Division of Probation and Correctional Alternatives
Revocations of Probation Disposed
2006
57 Counties**

Resentence Options	Number	Percent
Local Jail	2,133	74%
State Prison	428	15%
Probation	127	4%
Intermittent Imprisonment	126	4%
Unconditional Discharge	46	2%
Fine	17	1%
Juvenile Facility Placement	2	0%
Total	2,879	100%

Source: NYS DPCA Integrated Probation Registrant System (IPRS)

4D. “Revoke” and “Revoke & Jail/Probation” dispositions in the County Departments during 2006 - Time from the original sentence date to the date a violation of probation was filed

Of the 1,738 felony probationer revocation dispositions, 45% had a violation of probation filed within one year from their original sentence date, 70% within 2 years and 84% within 3 years. The average (mean) time from the original sentence date to the date the violation of probation was filed was 1.6 years.

The following table shows the time from the original sentence date to the date a violation of probation was filed for the 1,738 revoked felony probationers within the County Departments.

New York State
Division of Probation and Correctional Alternatives
Felony Violations of Probation Disposed 2006
57 Counties
Time from Original Sentence Date
to Date Violation Filed

Time	Number	%	Cum %
6 MOS	413	24%	24%
1 YEAR	365	21%	45%
1.5 YEARS	254	15%	59%
2 YEARS	182	10%	70%
2.5 YEARS	148	9%	78%
3 YEARS	95	5%	84%
3.5 YEARS	75	4%	88%
4 YEARS	46	3%	91%
4+ YEARS	160	9%	100%
Total	1,738	100%	

Source: NYS DPCA Integrated Probation Registrant System (IPRS)

The following table shows the time from the original sentence date to the date a violation of probation was filed for the 3,174 revoked misdemeanor probationers within the County Departments.

New York State
Division of Probation and Correctional Alternatives
Misdemeanor Violations of Probation Disposed 2006
57 Counties
Time from Original Sentence Date
to Date Violation Filed

Time	Number	%	Cum %
6 MOS	1,102	35%	35%
1 YEAR	842	27%	61%
1.5 YEARS	448	14%	75%
2 YEARS	287	9%	84%
2.5 YEARS	223	7%	91%
3 YEARS	209	7%	98%
3.5 YEARS	47	1%	99%
4 YEARS	5	0%	100%
4+ YEARS	9	0%	100%
MISSING DATA	2	0%	100%
Total	3,174	100%	

Source: NYS DPCA Integrated Probation Registrant System (IPRS)

Of the 3,174 misdemeanor probationer revocation dispositions, 35% had a violation of probation filed within 6 months from their original sentence date, 61% within one year and 75% within 1.5 years. The average (mean) time from the original sentence date to the date the violation of probation was filed was 1 year.