



Juvenile Justice
Advisory Group

Annual Report 2014

**Juvenile Justice Advisory Group (JJAG)
2014 Membership**

MEMBER	TITLE
Jack Carter	Juvenile Justice Advisory Group Chair
Euphemia Adams	Executive Director, Families on the Move
Thomas Beilein	Chair, state Commission on Correction
Jenny Besch	Director, Westchester and Rockland Mediation Centers
Gladys Carrión	Commissioner, state Office of Children and Family Services
Hernan Carvente	Youth Member
Joseph Cocozza	Director, National Center for Mental Health and Juvenile Justice
Shane Correia	Youth Member
Edward Fergus	Deputy Director, Metropolitan Center for Urban Education
Nancy Hollander	Community Member
Martha Walsh Hood	Family Court Judge, Onondaga County
Judith Harris Kluger	Chief of Policy and Planning, state Office of Court Administration
Robert M. Maccarone	Deputy Commissioner, state Division of Criminal Justice Services and state Probation Director
Emanuel McCall	Youth Member
Haley Reibold	Youth Member
Karen Richmond	Executive Director, Children's Home of Jefferson County
Lester Young	Regent-At-Large, University of the State of New York

Table of Contents

I.	Introduction and Background	1
II.	Juvenile Justice Work and Progress	2
	New York State	2
	Federal Funding Trends	2
III.	Updates on Major State-Level Juvenile Justice Reforms	4
	Supervision and Treatment Services for Juveniles Program	4
	Detention Risk Assessment Instrument Implementation	5
	Close to Home Implementation	6
	Juvenile Detention Alternatives Initiative	7
IV.	New York State Juvenile Justice Strategic Plan Implementation	8
	Strategic Plan Action Committee/ JJAG Alignment	9
	Regional Youth Justice Teams	9
V.	New York State Juvenile Justice Data Trends	11
	Juvenile Arrests	11
	Juvenile Offender Arrests	13
	Probation Intake	13
	Probation Intake Adjustment Rates	14
	Detention Admissions	15
	Family Court Delinquency Filings	16
	Out of Home Placements at a Point in Time (Last Day of the Year)	17
VI.	Addressing Disproportionate Minority Contact	18
	Identifying the Issue	18
	Assessment of the Problem	20
	Intervention Strategies	22
VII.	Other Front-End Programming Initiatives	24

VIII. Reducing Recidivism through Effective Re-Entry Partnerships 25
Implementation of state Juvenile Justice Re-Entry Plan 25
Partnerships with Local Jurisdictions 26
IX. State Compliance with the Juvenile Justice and Delinquency Prevention Act 26

Appendix: Summary of JJAG Priorities 2012-14 and Active Projects in 2014

I. Introduction and Background

New York State's Juvenile Justice Advisory Group (JJAG) is a federally-required panel of criminal justice, human service, research and court professionals tasked with the responsibility of improving the state's juvenile justice system and ensuring compliance with federal mandates. Appointed by the Governor, the panel is empowered by the federal Juvenile Justice Delinquency and Prevention Act of 1974 and New York State Executive Order 80.

The Juvenile Justice Advisory Group is responsible for overseeing the development and implementation of the state's plan to comply with federal juvenile justice mandates; distributing nearly \$2 million in federal grants to fund delinquency prevention, effective interventions to justice-involved youth and juvenile justice systems reforms; and advising the Governor and Legislature on effective juvenile justice policies.

In addition to the broad directive to develop and implement juvenile justice policy, the Juvenile Justice Advisory Group monitors the state's compliance with four core protections extended by the federal law: sight and sound separation of juvenile delinquents from adult offenders; deinstitutionalization of status offenders; removal of juvenile delinquents from adult jails and lock-ups; and reduction of disproportionate minority contact.

The federal law also requires each state to designate a state agency to develop and implement the state plan. In New York, the Division of Criminal Justice Services (DCJS) fills this capacity. DCJS staff provides administrative support to JJAG and oversees the implementation and monitoring of contracts on the advisory group's behalf. The agency also collaborates with the state Office of Children and Family Services (OCFS) on juvenile justice initiatives.

Congress requires JJAG to report to the governor and Legislature annually. The report fulfills that requirement for 2014.

II. Juvenile Justice Work and Progress

Significant changes and progress made at the state and federal level in 2014 are designed to have a lasting impact on New York State's juvenile justice system.

New York State

Governor Andrew M. Cuomo's Commission on Youth, Public Safety and Justice, established in April 2014 by Executive Order 131, was tasked with developing a plan to raise the age of juvenile jurisdiction in New York State, as it is one of only two with 16 as the age of criminal responsibility, and making other recommendations as to how the state's juvenile and criminal justice systems could better serve youth and improve outcomes while at the same time ensuring community safety..

The Commission's members – a diverse group of professionals from law enforcement, probation, advocacy, the courts and other fields – engaged in wide-ranging research that included focus groups and interviews with people from communities most affected by the juvenile justice system, law enforcement, youth, parents, advocates, county and local officials, and experts in the field. The Commission analyzed the laws of New York and other states, reviewed relevant research in both adolescent development and juvenile justice, and conducted hearings featuring testimony from experts and stakeholders.

The Commission concluded its work and submitted its report to the Governor in December. The *Final Report of the Governor's Commission on Youth, Public Safety and Justice: Recommendations for Juvenile Justice Reform in New York State* includes a plan, structure, process and timeline for raising the age of juvenile jurisdiction and identifies necessary reforms to improve outcomes for youth and protect communities more effectively. The report is available on the DCJS website: http://www.criminaljustice.ny.gov/ofpa/jj/jjreform_forum.htm.

Federal funding trends

As noted in prior annual reports, federal appropriations to states, localities and tribes for key federal juvenile justice programs have been steadily reduced over the past decade. The Prevention Act's Title II State Formula Grants Program, which supports statewide efforts to implement the law and coordinate efforts for compliance with the core requirements, delinquency prevention, and juvenile justice reform, was cut by more than 30 percent between federal FY02 and FY14. New York's allocation has decreased from \$3.2 million in 2008 to \$1.9 million in 2014.

Also, FY14 marked the elimination of the Juvenile Accountability Block Grants program from Congress' budget. Available since 1998, this funding had been used toward the goal of reducing juvenile offending through supporting accountability-based programs focusing on offenders and state and local juvenile justice systems. Part of New York's allocation has been distributed through direct awards to units of local government according to a formula based on local law enforcement expenditures and the number of local violent crimes reported over the past three years; the remainder is awarded competitively. Block grant funds have supported programs focused on system effectiveness

(interagency information-sharing, juvenile records improvement, training for law enforcement and probation personnel) and innovative responses to juvenile crime.

These developments underscore the importance of the strategic approach the JJAG has taken over the past few years in supporting strategic planning for juvenile justice and encouraging cross-system collaboration at state and local levels. The advisory group's investment in statewide strategic planning efforts during 2010 through 2012 continues to pay off as New York's first ever strategic plan for juvenile justice, titled *Safe Communities, Successful Youth: A Shared Vision for the New York State Juvenile Justice System* and published in 2011, continues to provide a comprehensive framework for juvenile justice reform efforts.

The Strategic Planning Action Committee developed from this process has overseen the completion of several pieces of the plan, including:

- Establishment of Regional Youth Justice Teams in every region of the state;
- Development of performance measures at the state and county levels to monitor progress and promote accountability through transparency and learning; and
- Creation of county-level data reports detailing trends at selected juvenile justice system processing points.

In 2014, Juvenile Justice Advisory Group and Strategic Planning Action Committee formally aligned efforts in a move designed to improve the efficiency and effectiveness of both, while allowing each to operate independently. As the federally-designated body implementing provisions of the Juvenile Justice and Delinquency Prevention Act, JJAG supervises the state's federal juvenile justice plan and oversees the administration of federal juvenile justice and delinquency prevention funds. The planning committee oversees implementation of the state strategic plan and is charged with overall development of policy and funding recommendations to the Governor. As a result of this alignment, JJAG members became members of the planning committee; quarterly meetings of each panel were combined; and all members participate in development of funding and policy recommendations.

The JJAG continued to support efforts to improve all points in the system that do not traditionally receive substantial state assistance and channeled resources to support state- and county-level data infrastructure upgrades. The JJAG's 2014 funding initiative prioritized regional training and staff development activities, technical assistance and data enhancement/improvement in support of local information-sharing, strategic planning, structural reforms and sustainable capacity-building efforts designed to address local juvenile justice needs.

The JJAG also remained committed to addressing the disproportionate minority contact prevalent in the juvenile justice system. In addition to funding a formal research assessment of disproportionate minority contact in the juvenile justice systems in New York City, Oneida County and Westchester County, the JJAG embraced the idea that work involving disproportionate minority contact is critical to system improvement and thus chose to incorporate it into all JJAG projects.

III. Updates on Major State-Level Juvenile Justice Reforms

Supervision and Treatment Services for Juveniles Program

The Supervision and Treatment Services for Juveniles Program is designed to reduce the state's reliance on detention and residential care for low- to moderate- risk youth by supporting alternative to detention and alternative to placement programs. Since 2011, the program has proved a dedicated funding stream to municipalities to support programs/services for youth deemed to be at risk, including alleged or adjudicated juvenile delinquents, youth alleged or adjudicated to be persons in need of supervision and youth alleged to be or convicted as juvenile offenders. The program's goal is to divert these youth from detention or residential care.

State reimbursement for these approved programs is 62 percent up to a maximum of the county's capped distribution allocation. Additionally, with OCFS approval, a municipality may choose to shift all or a portion of its detention allocation to enhance its program initiatives.

Program funds have additionally been utilized to support six juvenile detention alternative initiative pilot sites across the state in the following counties: Albany, Erie, Monroe, Onondaga, Nassau and Orange.

Each municipality submits an annual program spending plan to OCFS detailing the supervision and treatment services to be funded and OCFS staff reviews and approves them.

Through the program, OCFS has encouraged developing others that increase the capacity of families to safely keep youth in their homes, sometimes through the use of very simple and cost-effective approaches. Effective ones include peer-to-peer parent partner models that provide or help families coordinate services such as transportation (i.e., to school or court dates), respite, support groups, education about navigating the juvenile justice system, and peer support for parents. Alternatives supporting a range of intermediate responses have been effective in preventing youth from being placed or detained due to probation violations. These include programs to track youth in their communities that involve someone either visiting or phoning them as required, while also creatively using incentives to reward and encourage compliance. Last year, these programs served more than 5,000 youth and families.

Counties That Shifted Detention Allocation to the Juveniles Program Allocation in SFY 2014-15

COUNTY	FUNDS SHIFTED
Allegany	\$44,531
Broome	\$100,000
Cayuga	\$65,400
Chemung	\$90,360
Columbia	\$25,000
Genesee	\$47,913
Jefferson	\$65,483
Monroe	\$181,333
Oneida	\$100,000
Onondaga	\$287,107
Orange	\$146,513
Oswego	\$80,658
Putnam	\$19,941
St. Lawrence	\$89,000
Steuben	\$102,622
Suffolk	\$443,724
Sullivan	\$106,369
Ulster	\$121,219
Warren	\$35,020
Washington	\$34,400
Westchester	\$220,000
Wyoming	\$23,686
Total	\$2,430,279

Detention Risk Assessment Instrument (DRAI) Implementation

Since 2011, all counties are required to use an empirically-validated detention risk assessment instrument to inform detention decisions in juvenile delinquency cases. The purpose of such a measurement is to classify youth into groups that vary in their likelihood of re-offense and/or failing to appear in court during the pendency of their case. Youth who score as high risk are typically seen as appropriate for detention. Moderate-risk cases may be best served by a referral to an alternative-to-detention program, and low-risk cases are typically recommended for release to the community with no formal court supervision.

When used consistently and effectively, this metric is expected to reduce the inappropriate use of detention and improve youth outcomes by:

- Providing juvenile justice stakeholders with an objective and standard way of measuring a youth's risk of re-offending and/or failing to appear;
- Promoting consistency and transparency in decision making (i.e., similar outcomes for similarly situated cases) by applying legally relevant criteria in a uniform manner;
- Reducing racial and ethnic disparities that may exist in detention decisions by encouraging objectivity and transparency; and
- Allocating limited system resources more efficiently by directing the most intensive interventions to those youth at highest risk, while using less costly and less restrictive alternatives for lower-risk cases.

New York uses two detention risk assessment instruments: New York City's detention risk assessment instrument was developed using a juvenile justice sample and has been used within the five boroughs to inform detention related decisions since 2007. The OCFS detention risk assessment instrument was developed in response to the 2011 statutory requirement that all counties use an empirically validated tool, and was derived from a sample of juvenile justice-involved youth residing in counties outside of New York City. The OCFS metric was formally approved for use in counties outside of the city in October 2013, with 2014 marking the first full year of required implementation.

Juvenile detention utilization has been declining across the state for the past several years. It is anticipated that detention risk assessment instrument use will further reduce the number of juvenile delinquent youth entering detention each year. The impact of adopting the measure cannot be meaningfully assessed until its usage is fully integrated into juvenile justice processing practices statewide. To date, monitoring efforts indicate that while counties outside of the city are administering the detention risk assessment instrument across the three screening points required by state guidelines (e.g., after hours, pre-petition, and/or referral to petition), many youth remanded to detention are missing such a score on their admission record. This suggests that some youth may not be getting screened as required and/or that completed screens are not making it into the hands of the decision-makers intended to be informed by them. OCFS is now working with applicable counties to identify and address potential obstacles to comprehensive detention risk assessment instrument administration and information sharing.

Executive Law requires OCFS to submit an annual report to the Governor and Legislature on detention risk assessment instrument utilization. Detailed information regarding the number of youth screened with the metric each year, and the risk level of detained youth can be found in those reports.

Close to Home Implementation

The 2012-13 state budget launched Governor Cuomo's Close to Home Initiative, which is intended to help reduce crime, improve outcomes for youth and the communities where they live, as well as increase the efficiency of the juvenile justice facility system.

Close to Home allows New York City to take responsibility for the care of lower risk youth who come from the city. The first phase of Close to Home, non-secure placement, opened in fall 2012 and has provided custody and care to New York City juvenile delinquents with a non-secure level of placement.

Youth are provided residential care in small, home-like environments (6 to 12 youths on average in each facility), and are provided with education, health and mental health care, positive youth development and family engagement within New York City communities or in nearby campuses. Youth and families are provided aftercare services through contracts with agencies providing evidence-based interventions and are provided with educational transition support.

The second phase of Close to Home, Limited Secure Placement, is still in the planning stages and is projected to commence later this year.

Juvenile Detention Alternatives Initiative (JDAI)

New York State is in its third year of working with the Annie E. Casey Foundation on its Juvenile Detention Alternatives Initiative. This initiative is a best-practice model active in more than 40 states and 250 jurisdictions nationwide. It focuses on safely reducing reliance on confinement and strengthening juvenile justice systems through a series of eight inter-related reform strategies, which include:

- Collaboration among all juvenile justice stakeholders, including families
- Use of data in making policy and case level decisions
- Use of objective instruments to guide detention decisions
- Operation of a continuum of non-secure detention alternatives
 - Implementation of case processing efficiencies to reduce time between arrest and case disposition
 - Safe reductions in special populations (i.e., violations of probation, warrants, etc.)
 - Racial/ethnic fairness in policy and case level decision making
 - Improving conditions of confinement

The pilot years of the program focused on six counties: Albany, Erie, Monroe, Nassau, Onondaga and Orange. Last year, the focus was on how to bring the approach of continual critical system analysis and improvement to scale across the state through the formation of the New York State Partnership for Youth Justice. The partnership, coordinated by representatives from OCFS, DCJS and the state Office of Court Administration, includes participants from both state and local agencies, as well as youth justice stakeholders. The Partnership is focusing on coordination of data, policy and practice across the state for youth who come into contact with detention and placement, including juvenile delinquents and juvenile offenders.

The partnership travelled to New Jersey, a model site for state scale implementation of the initiative, and is meeting regularly to create a statewide approach to coordinated critical system analysis. While New York has seen historic declines in detention utilization in the past few years, the partnerships seeks to institutionalize and strengthen the practices precipitating the decrease.

IV. New York State Juvenile Justice Strategic Plan Implementation

Progress Update: Strategy and Action Plan

Significant progress continued on implementation of the state strategic plan for juvenile justice, overseen by the Strategic Planning Action Committee. The plan's main tenets are as follows:

Vision for the New York State Juvenile Justice System

Across New York State, the juvenile justice system promotes youth success and ensures public safety.

Safe, Accountable, Fair and Effective

Goals for System Excellence

Assure Quality System Governance, Accountability and Coordination

Create and support structures at the state and local level that ensure coordination and accountability for achieving system goals.

Action Items:

1. **Ongoing Coordination:** Evolve the Steering Committee into a Strategic Planning Action Committee, with devoted staff time the Governor's Office, DCJS and OCFS.
2. **Multi-Stakeholder Input:** Evolve the existing working groups to establish an ongoing role in providing regular feedback and guidance to the committee. Regularly convene the committee to oversee the implementation of the strategic plan.
3. **Performance Measures:** Finalize agreement on a set of high-level system outcomes and performance measures.
4. **Ongoing Input from Localities:** Develop a plan to implement local interagency advisory teams.
5. **Feedback Mechanisms:** Establish regular mechanisms to gather feedback where necessary, and share emerging plans and strategies for system reform with key stakeholders around the state.

Implement an Effective Continuum of Services Based on Best Practices

Effectively assess, serve and treat youth in evidence-informed and appropriate services close to their homes, fostering family and community engagement and positive outcomes for youth.

Action Items:

6. **Analysis of Continuum:** Conduct analysis of current continuum of providers across the state, and assess relative to juvenile delinquency.
7. **Performance Contracting and Quality Standards:** Establish the data infrastructure and analytical capacity necessary to improve outcomes.
8. **Financing Models and Oversight Structures:** Implement and effectively utilize uniform performance-based contracting and quality standards for public and private providers.
9. **Support for What Works:** Conduct analysis of potential financing models, oversight structures and case jurisdiction responsibilities. Establish an interactive, best practice clearinghouse to expand the capacity of the state to adopt both research-driven and evidence-informed practices.

Collect and Share Data to Make Information-Driven Decisions and Policy

Share and analyze qualitative and quantitative data to guide service provision, decision making and system-level reform and policy.

Action Items:

10. **Data Infrastructure and Analysis:** Establish the data infrastructure and analytical capacity necessary to improve outcomes.

Strategic Planning Action Committee/JJAG Alignment

In 2014, the Strategic Planning Action Committee and the JJAG formally aligned their efforts, a move designed to improve the efficiency and effectiveness of these two major state-level coordinating entities while allowing each to operate independently as needed. As the federally designated body that implements provisions of the federal Juvenile Justice and Delinquency Prevention Act, the JJAG supervises the development and implementation of the state's federal juvenile justice plan and oversees the administration of federal juvenile justice and delinquency prevention funds. The committee oversees implementation of the state strategic plan and is charged with overall development of policy and funding recommendations to the governor. With the alignment, JJAG members – who are appointed by the governor – became members of the committee as well; quarterly meetings are combined, with committee activities and data presentations set up to take place first, followed by official JJAG activities and voting, and all members participate in development of funding and policy recommendations.

Significant progress has been made in the development of data infrastructure and analytical capability needed to improve outcomes for individual youth and overall system performance, to ensure equitable treatment of youth across the system and to inform policy. Over the past several years, DCJS' Office of Justice Research and Performance has produced county data profiles that provide each of New York's 62 counties with local data for many of the system processing points listed above.

Regional Youth Justice Teams

Regional Youth Justice Teams represent all regions of the state and roughly align with the regions identified for the Governor's Regional Economic Development Councils. The DCJS Office of Juvenile Justice staff provides coordination and communication within and across the teams and acts as strategic planning committee liaisons to the teams. The teams met quarterly throughout 2014, and feedback loops have emerged that are improving the quality and utility of data at both local and state levels, identifying service needs and informing practice, policy and funding considerations.

The teams facilitate communication between DCJS research and data staff and local data work groups, leading to better understanding of county-level data, improving data management and promoting meaningful cross-county comparisons that can account for significant differences across jurisdictions, identify juvenile justice needs and inform best practices. Teams have provided a venue for New York's smaller counties and those regions whose population is largely rural to bring their unique challenges to the attention of funders and policy makers, resulting in support of initiatives tailored to those needs. Collectively, the teams have identified needs for training and technical assistance that DCJS in turn can address by coordinating statewide and regional sessions on content-specific evidence-based and best practices. This strategy is exemplified by recent and planned multi-site trainings in collaborative problem-solving, trauma-informed practice, youth and family engagement, and community capacity-building.

In line with its goal of supporting New York's juvenile justice transformation through the strategic use of limited federal resources, JJAG chose to focus its 2014 funding efforts on system improvement and

coordination efforts at the regional level. Each region was eligible to apply for an award of up to \$100,000 to support priorities identified by local stakeholders. The request for proposals reflected JJAG's intent to encourage capacity building at the local level. Strategies included training and technical assistance for professionals and community members, staff development, data improvement, and efforts to strengthen communication, collaboration and the dissemination of best practices for juvenile justice-involved youth and families across systems and stakeholders.

REGIONAL YOUTH JUSTICE TEAMS – LEAD ENTITIES AND COUNTIES

Capital Region (Schenectady County Department of Probation)

- Albany, Columbia, Delaware, Greene, Rensselaer, Saratoga, Schenectady, Warren, Washington

Central New York (Onondaga County Probation Department)

- Broome, Cayuga, Chenango, Cortland, Madison, Onondaga, Oswego, Tompkins, Tioga

Finger Lakes (Monroe County Probation Department)

- Chemung, Livingston, Monroe, Ontario, Schuyler, Seneca, Steuben, Wayne, Yates, Genesee, Orleans, Wyoming

Long Island (Suffolk County Criminal Justice Coordinating Council)

- Nassau, Suffolk

Mid-Hudson (Westchester County Department of Probation)

- Dutchess, Orange, Putnam, Rockland, Westchester, Sullivan, Ulster

Mohawk Valley (Oneida County Probation Department)

- Herkimer, Oneida, Fulton, Montgomery, Otsego, Schoharie

New York City (New York City Juvenile Justice Advisory Committee)

- Bronx, Kings, New York, Queens, Richmond

North Country (The Children's Home of Jefferson County)

- Clinton, Essex, Franklin, Hamilton, St. Lawrence, Jefferson, Lewis

Western New York (Erie County Probation Department)

- Allegany, Cattaraugus, Chautauqua, Erie, Niagara

V. Juvenile Justice Data Trends

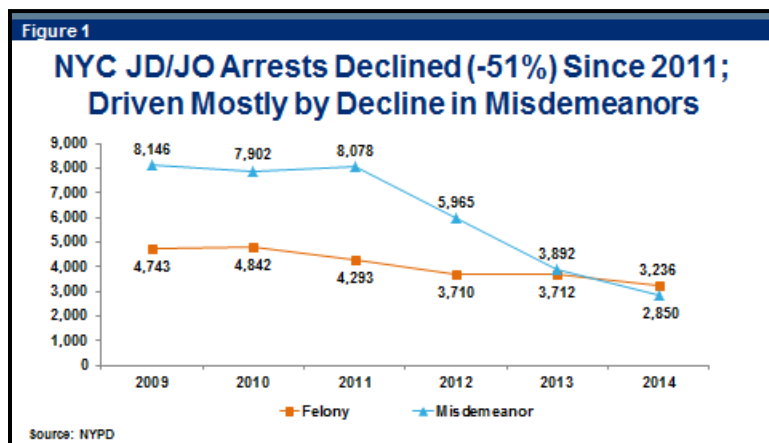
New York continues to make progress with respect to juvenile justice data improvements since a comprehensive approach to collect and report on data across multiple system points was undertaken in 2009. Significant trends along the juvenile justice continuum through 2014 are illustrated and described below.

Juvenile Arrests

New York City tracks juvenile arrests differently than the rest of the state, which makes it difficult to compare data from the two regions. In New York City, juvenile arrest data is based on formal arrest counts provided by the New York Police Department, while data from the rest of the state is based on reports of juvenile criminal activity collected by DCJS through Uniform Crime Reports (UCR) received from law enforcement agencies in the 57 counties outside of the five boroughs. Juvenile arrests reported below include both juvenile delinquents (JD) and juvenile offenders (JO). The latter is highlighted in the next section.

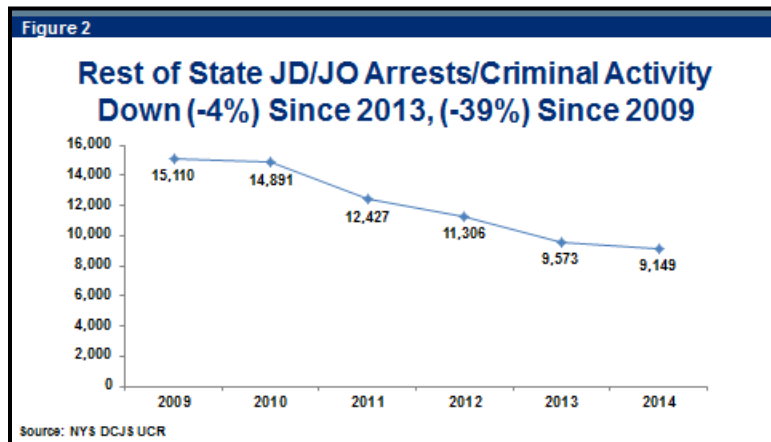
New York City Juvenile Arrests

New York City juvenile arrests have declined by 51 percent since 2011, driven mostly by the 65 percent decline in misdemeanors arrests. Felony arrests fell by 25 percent over the same period. Moreover, the decline in misdemeanor arrests has been so substantial that in 2014 there were fewer misdemeanor arrests (2,850) than felony arrests (3,236) (Figure 1).



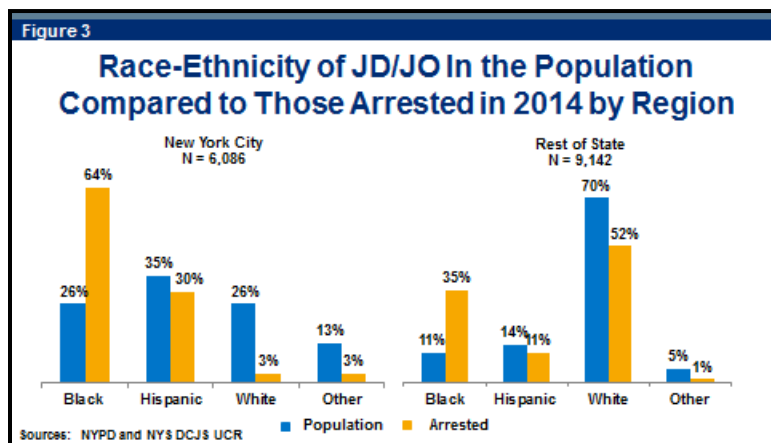
Non-New York City Juvenile Arrests

Juvenile arrests outside New York City also continued to decline, with 4 percent fewer arrests overall since 2013, and 39 percent fewer arrests in 2014 (9,149 arrests) than in 2009 (15,110 arrests) (Figure 2).



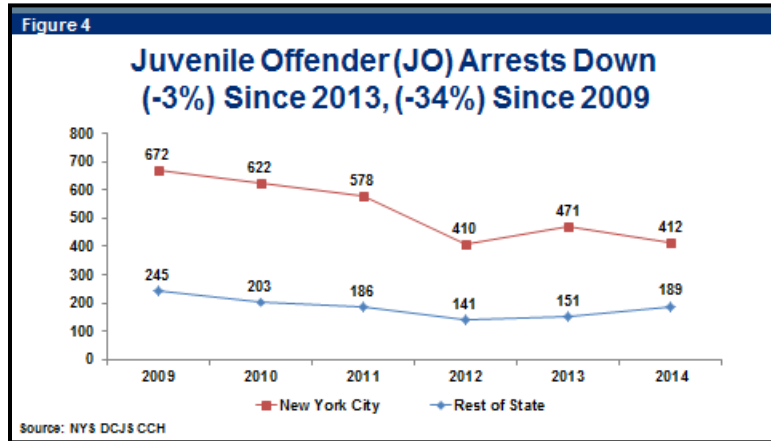
Disproportionate Minority Contact

Disproportionate Minority Contact continues to be a persistent issue across the state. In New York City, 26 percent of the juvenile population was black in 2013 (most current available data), while 64 percent of the juveniles arrested in 2014 were black (Figure 3). Similarly, across the rest of the state, the black juvenile population was only 11 percent of the total juvenile population in 2013, but comprised 35 percent of all 2014 juvenile arrests.



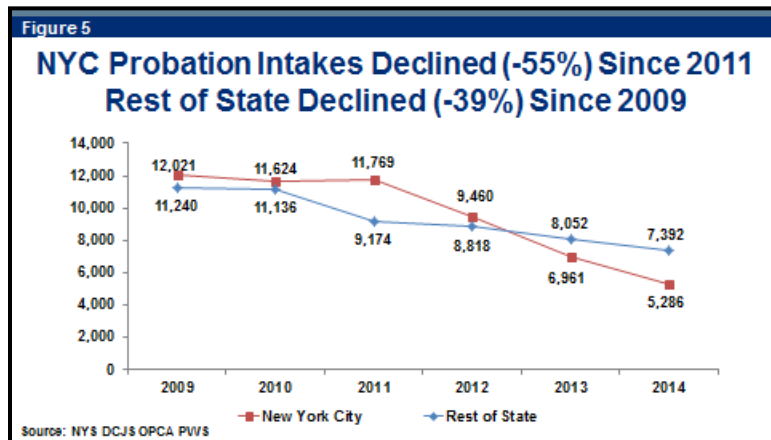
Juvenile Offender (JO) Arrests

Youth aged 13, 14 and 15 can be arrested and charged as adults for committing the most serious and violent crimes. These youth are called juvenile offenders in New York. Since 2009, juvenile offender-arrests have generally declined (Figure 4) and in 2014 were 34 percent lower compared to 2009. Compared to 2009, 2014 juvenile offender-arrests were down 39 percent in New York City and 23 percent across the rest of the state.



Probation Intake

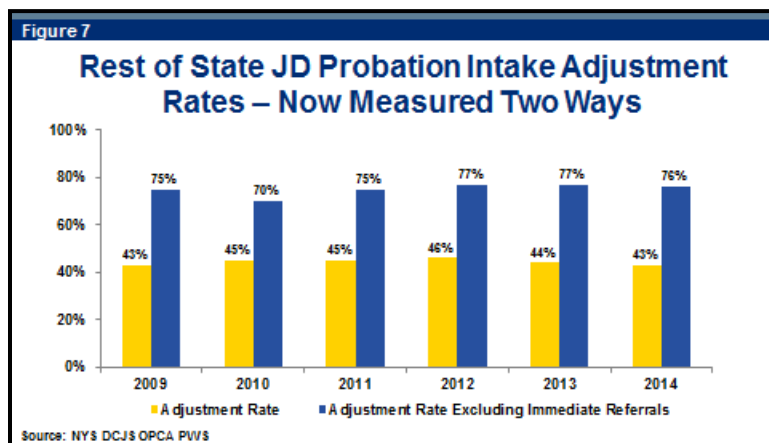
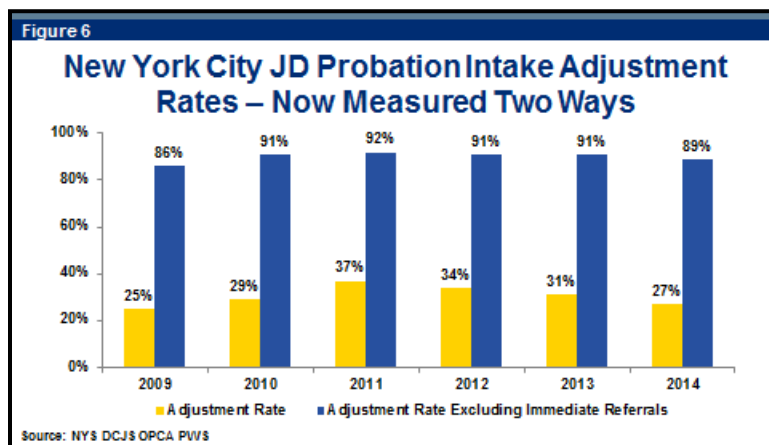
The number of juvenile delinquent probation intakes in New York City has declined sharply: 55 percent since 2011 to a low of 5,286 in 2014 (Figure 5), while the number of probation intakes in the rest of the state has fallen steadily over a longer period of time, declining 34 percent since 2009 to a low of 7,392 intakes in 2014.



Probation Intake Adjustment Rates

The 2014 juvenile delinquent adjustment rate for New York City probation intakes was 27 percent (Figure 6), well below the average of 43 percent for the rest of the State (Figure 7). These rates varied significantly across counties.

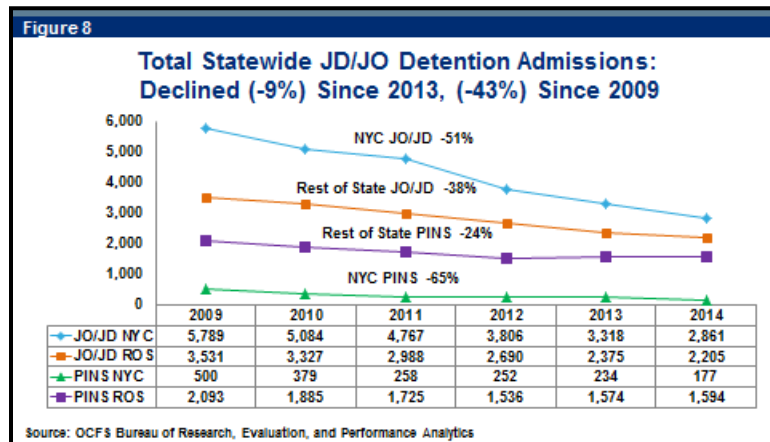
Conversely, the 2014 juvenile delinquent adjustment rate excluding immediate referrals for New York City probation intake of 89 percent (Figure 6) is well above the average of 76 percent for the rest of the state (Figure 7). This second rate excludes cases referred immediately to the presentment agency for petition consideration because probation intake does not have an opportunity to provide adjustment services in such instances (i.e., these cases were excluded from the base/denominator for rate calculation).



Detention Admissions

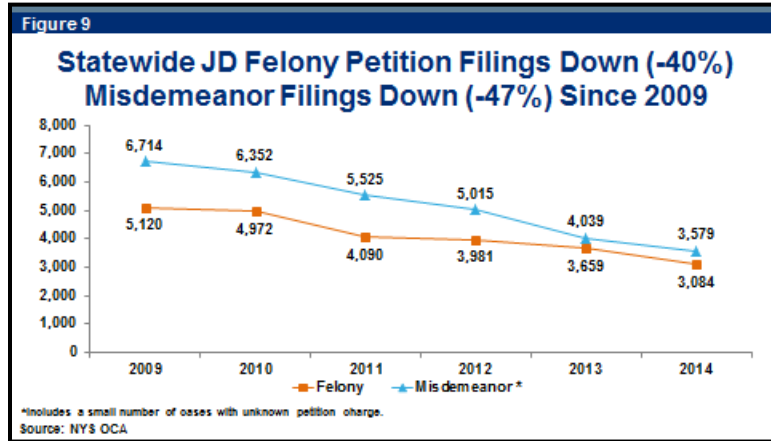
Since 2009, the number of juvenile delinquent (JD) and juvenile offender (JO) detention admissions in New York City has declined more sharply – 51 percent – than around the rest of the state, where admissions were down 38 percent (Figure 8). Statewide detention admissions for juvenile delinquents and juvenile offenders have declined by 9 percent since 2013 and 43 percent since 2009 (percent not reflected in Figure 8).

Since 2009, the rest of the state has been responsible for most of the persons in need of supervision (PINS) detention admissions annually, accounting for 90 percent of these admissions in 2014. Compared to 2009, the 2014 admissions to detention of persons in need of supervision were down 65 percent in NYC and 24 percent in the rest of the state (Figure 8). While statewide persons in need of supervision admissions to detention have declined 32 percent since 2009 (percent not in Figure 8), almost 1,700 children who did not commit crimes were placed in a detention setting in 2014.



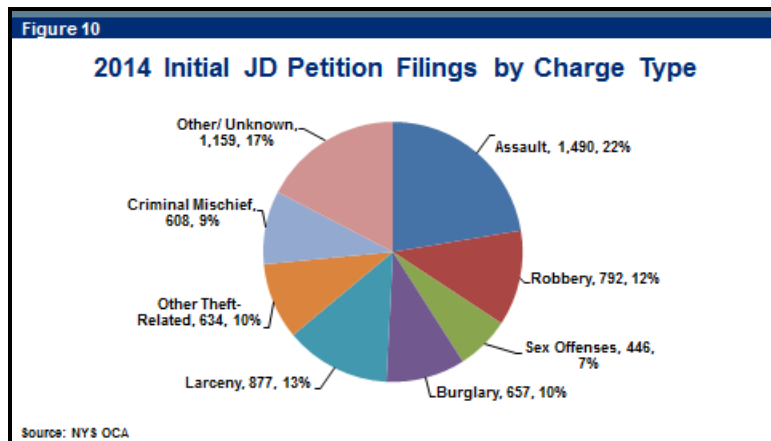
Family Court Delinquency Filings

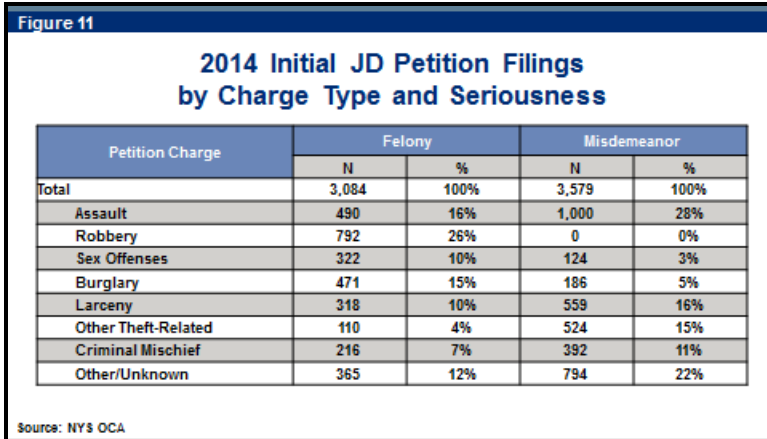
Juvenile delinquency family court filings are in steady decline (Figure 9). Compared to 2009, initial petition filings involving felony offenses were down 40 percent in 2014 and those involving only misdemeanor offenses were down 47 percent.



In 2014, initial petitions were filed for many different charge types. But assault charges were most common and comprised 22 percent of all petition filings (Figure 10). Robbery, burglary and larceny were also among the most common charges filed in 2014. Sex offenses made up 7 percent of this total.

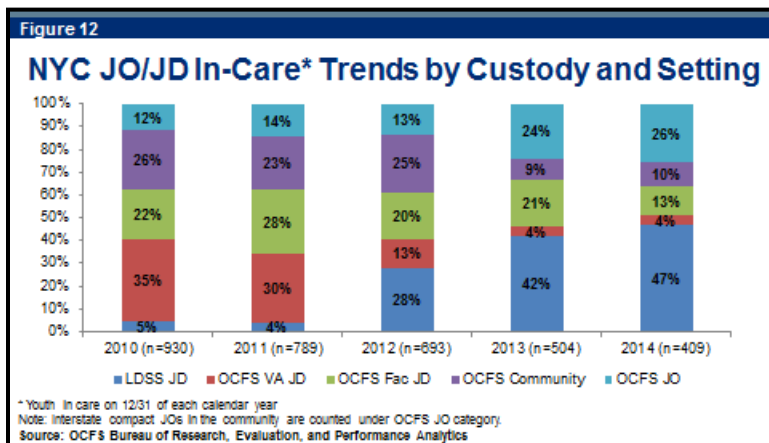
Robbery was the most common felony offense, accounting for 26 percent of all felony petition filings (Figure 11). For misdemeanor petition filings, assault was the most common offense, accounting for 28 percent of these filings.



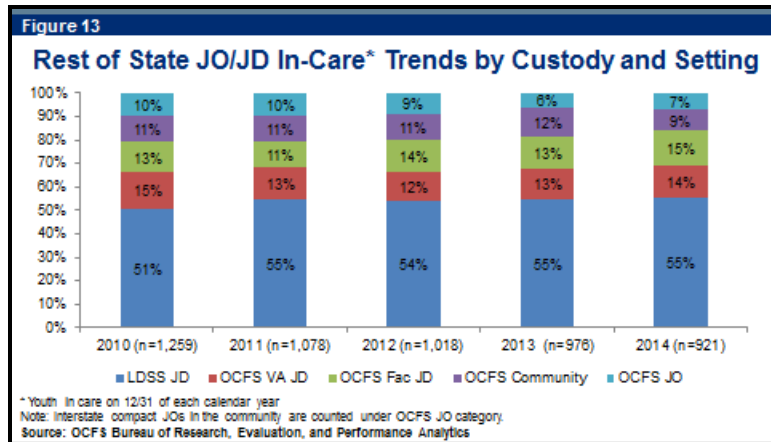


Out of Home Placement at a Point in Time (Last Day of the Year)

Rates of youth from New York City in out-of-home placements have shifted significantly over the past few years because of the Close to Home Initiative. Juvenile delinquents in local Department of Social Services custody (on the last day of the year) increased from 5 percent of total out-of-home placements in 2010 to 47 percent in 2014 (Figure 12). Total youth from New York City in out-of-home placements declined by 56 percent over that period (percent not in Figure 12).

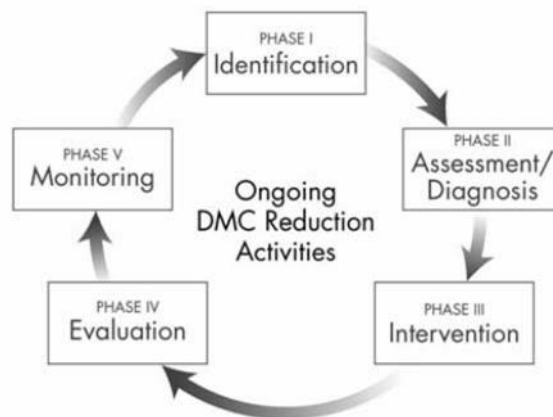


For the rest of the state, custody and setting trends for out-of-home placements in each of the placement categories remained relatively steady. Since 2009, the percentage of youth in Social Services’ custody increased slightly, while the percentage of juvenile offenders in OCFS custody experienced a slight decline. Total youth in out-of-home placement also declined from 1,259 in 2010 to 921 in 2014 (Figure 13). This 27 percent decline for the rest of the state is significantly lower than New York City (percent not in Figure 13).



VI. Addressing Disproportionate Minority Contact

In 2014, New York continued its commitment to utilizing the federal Office of Juvenile Justice and Delinquency Prevention’s five-phase disproportionate minority contact reduction model as a plan for addressing the disproportionate number of minority juveniles who come into contact with the juvenile justice system. This model includes the identification of the existence and extent of disproportionality and overrepresentation; an assessment of the factors contributing to disproportionate minority contact; the development and implementation of interrelated intervention strategies to reduce it; an evaluation of the effectiveness of these efforts, and the on-going monitoring of progress in achieving anticipated goals and objectives.



Identifying the Issue

New York has made significant progress over the past several years in its efforts to improve the completeness and quality of disproportionate minority contact data. Furthermore, DCJS continues to work closely with police agencies, county probation departments, OCA and OCFS to further improve the comprehensiveness of disproportionate minority contact data available for analysis at each point of contact for youth in the state’s juvenile justice system. Recent data improvements include:

- DCJS' Office of Probation and Correctional Alternatives (OPCA) began collecting race and ethnicity data as part of probation departments monthly reporting in June, 2013. OPCA continues to work with departments to reduce incidences of missing race and ethnicity data. The resulting improvements in OPCA race and ethnicity data will not be fully apparent until 2014 data are analyzed.
- In the fall of 2013, OCA implemented changes to its case-tracking system prompting courts to enter race and ethnicity data at various points during the pendency of a delinquency case. In addition to technical enhancements, OCA has worked extensively with courts across the state to promote consistent and accurate entry of these data. As a result, the percentage of family court petition cases with missing race and ethnicity data declined from 29 percent in 2012 to 16 percent in 2013 for jurisdictions included in New York's disproportionate minority contact analysis.

DCJS will continue to partner with courts, counties, and localities to improve the quantity and quality of disproportionate minority contact data collected.

A review of 2013 data, the most recent full year of disproportionate minority contact data available, for the state, New York City and a group of counties selected due to their large population, high concentration of minorities and reliability of data, revealed minority youth continue to be over-represented in the state's juvenile justice system. The following is a discussion of disproportionate minority contact and Relative Rate Index comparisons for New York and select localities.¹

New York State

- In 2013, minority youth represented 59 percent of the state's juvenile population, yet accounted for 85 percent of juvenile arrests, 86 percent of cases referred to juvenile court, 78 percent of cases diverted, 95 percent of juvenile secure detentions, 89 percent of cases petitioned, 91 percent of delinquent findings (excluding Broome County), 89 percent of cases resulting in probation placement (excluding Monroe County), and 97 percent of cases resulting in confinement in secure juvenile correctional facilities.² An index comparison with white juveniles statewide shows that minority youth were arrested 4.01 times more often, referred to juvenile court 1.12 times more often, diverted 0.57 times as often, placed in secure detention 3.09 times more often, petitioned 1.30 times more often, had delinquent findings 1.21 times more often (excluding Broome County), received probation placement 0.82 times more often (excluding Monroe County), and were placed in secure confinement 3.32 times more often than white youth.
- Black youth were notably over-represented compared to white youth. Black youth represented 21 percent of the state's juvenile population, yet accounted for 57 percent of juvenile arrests, 58 percent of cases referred to juvenile court, 50 percent of cases diverted, 66 percent of juvenile secure detentions, 62 percent of cases petitioned, 64 percent of cases resulting in delinquent findings (excluding Broome County), 61 percent of cases resulting in probation placement

¹ Relative Rate Index is a means of comparing the rates of juvenile justice contact experienced by different groups of youth.

² Statewide numbers for delinquent findings exclude Broome County and statewide numbers for probation placement exclude Monroe County due to missing data.

(excluding Monroe County), and 67 percent of cases resulting in confinement in secure juvenile correctional facilities. An index comparison with white juveniles statewide shows that black youth were arrested 7.64 times more often, referred to juvenile court 1.11 times more often, diverted 0.54 times as often, placed in secure detention 3.18 times more often, petitioned 1.34 times more often, had delinquent findings 1.22 times more often (excluding Broome County), received probation placement 0.81 times as often (excluding Monroe County), and were placed in secure confinement 3.27 times more often than white youth.

- Hispanic youth represented 28 percent of the state's juvenile population, and accounted for 26 percent of juvenile arrests, 26 percent of cases referred to juvenile court, 25 percent of cases diverted, 26 percent of juvenile secure detentions, 24 percent of cases petitioned, 24 percent of cases with delinquent findings (excluding Broome County), 24 percent of cases resulting in probation placement (excluding Monroe County), and 30 percent of cases resulting in confinement in secure juvenile correctional facilities. An index comparison with white juveniles statewide shows that Hispanic youth were arrested 2.55 times more often, referred to juvenile court 1.11 times more often, diverted 0.62 times as often, placed in secure detention 2.80 times more often, were petitioned 1.20 times more often, had delinquent findings 1.16 times more often, received probation placement 0.83 times as often (excluding Monroe County), and were placed in secure confinement 3.84 times more often than white youth.

Assessment of the Problem

New York has supported multiple efforts in recent years to help local jurisdictions gain a broader understanding of the factors contributing to disproportionate minority contact in their communities.³ The disproportionate minority contact coordinator also provides continual assessment of data through race- and ethnic-data submissions to DCJS and the annual index calculations. The coordinator infuses assessments into all work and has directly facilitated localities (especially through regional youth justice teams and New York's Juvenile Diversion Alternative Initiative's six pilot sites) in assessing disproportionate minority contact at the local level through analyses and discussions of local index data.

Additionally, Spectrum Associates Market Research was hired to conduct a formal research assessment of disproportionate minority contact in New York's juvenile justice system, focusing on three regions: all five boroughs of New York City, Oneida County and Westchester County. Spectrum Associates completed local studies and produced reports for Oneida and Westchester counties in 2013 and will complete New York City in 2015.

In Oneida County, data gathered by DCJS found black and Hispanic juveniles were disproportionately represented at arrest and detention.⁴ In an effort to gain insights into disproportionate minority contact in Oneida County, Spectrum Associates looked deeper into local data. The formal study included data manually abstracted from the Department of Probation Record Management system, computerized Office of Court Administration data and data manually extracted from printouts of movement data

³ New York City, Monroe County/Rochester, and Onondaga County/Syracuse partnered with the W. Hayward Burns Institute from 2010-2012 to identify racial and ethnic disparities and develop locally-based intervention strategies.

⁴ There were not enough cases to find statistical significance for disproportionate minority contact data at court petition and placement stages.

provided by the Office of Children and Family Services. Using the data made available, Spectrum Associates analyzed data to determine if decisions varied for black, Hispanic and white juveniles processed for similar level charges (i.e., felony, misdemeanor) with regard to the probation adjustment decision, severity of court petition versus final case disposition charges, final case disposition, type of placement at disposition and average amount of time specified for probation and placement at final case disposition. The assessment often revealed no disparities in probation, presentment agency and court decisions based on race/ethnicity. At the probation adjustment decision, however, disparities were found for juveniles whose most serious charge was a misdemeanor: 54 percent of the white juveniles had their case adjusted, while adjustment rates for black and Hispanic juveniles were 33 and 21 percent, respectively. Multivariate analyses were conducted and determined that differences seen by race/ethnicity were not neutralized by other factors.

In Westchester County, data gathered by DCJS found black and Hispanic juveniles were disproportionately represented at arrest, detention and court petition.⁵ The Spectrum study took this starting reference and conducted an in-depth analysis using the same general methods as used in Oneida County. The Westchester County assessment revealed no disparities in probation, presentment agency and court decisions based on race/ethnicity. There were, however, some possible areas of concern found at final court disposition decisions. But the very small sample of white juvenile cases at disposition during the two study years made it very difficult to determine if the observed differences in disposition decisions by race/ethnicity could be explained by other factors.

The researchers also noted that the index figures suggest possible disparities at the time of arrest and the use of detention in each of the two jurisdictions studied, and it would thus be beneficial to conduct an assessment of these decisions. As in most disproportionate minority contact studies, however, data could not be obtained on police officers' decisions whether to arrest a juvenile. Additionally, obtaining data on the detention decision for these assessment studies was a challenge. Data on these two system decisions would improve the accuracy of a disproportionate minority contact assessment in both Oneida and Westchester counties.

Spectrum will begin an in-depth analysis of disproportionate minority contact in New York City in the spring of 2015. City probation transitioned to a new youth level of service (YLS) assessment tool for juveniles in 2013. This change provided an opportunity to examine decisions made both pre- and post-implementation of the youth level of service. The study will examine system decisions made using the youth level of service assessment (2013 and 2014) and also examine the changes over time using pre-assessment data. The city's disproportionate minority contact assessment will provide a timely understanding of how the city's new assessment tool is affecting disproportionate minority contact and will allow informed policy decisions in refining this new tool. The study is expected to be completed by December 31, 2015.

Intervention Strategies

Data, Outreach and Training

Recent and planned efforts to educate and sensitize local and state-level juvenile justice professionals

⁵ There were not enough cases to find statistical significance for disproportionate minority contact data at the placement stage.

to the federal disproportionate minority contact mandate, as well as improve and disseminate disproportionate minority contact data include the following:

- DCJS will continue to compile disproportionate minority contact data from local police agencies, county probation departments, New York City's Administration for Children's Services, OCA, and OCFS. DCJS staff continued to identify and remedy gaps in available disproportionate minority contact data by convening meetings with each affected agency in attempt to identify solutions and remedy gaps to the issues. A "report card" of local jurisdictions' race-specific data was updated and presented to OCA. DCJS and OPCA have incorporated a formal request for race and ethnicity data into required local probation reporting. As a result, significant reductions in jurisdictions missing race/ethnicity have been made.
- Providing disproportionate minority contact data to localities is an important first-step for sensitizing and equipping localities to address disproportionate minority contact. Information dissemination thus continues to be a key focus. Disproportionate minority contact data, including index data when available, was included on counties' juvenile justice data packets which are published online (<http://www.criminaljustice.ny.gov/crimnet/ojsa/jj-profiles.htm>) and are regularly distributed to counties at regional youth justice team meetings. The research staffs of DCJS, OCFS and OCA have continued to meet on a regular basis as a group to discuss strategies to access and share data. Members have developed a shared definition of disproportionate minority contact, and are committed to gathering the information necessary for a thorough analysis not only using the RRI, but additional measures to examine disparity as well. The juvenile justice data workgroup has also expanded its membership to include local juvenile justice stakeholders representing regions across the state.
- There are six pilot Juvenile Detention Alternative Initiative sites across the state. These sites have disseminated disproportionate minority contact data within their localities to key stakeholders and have used disproportionate minority contact data to target their efforts.
- DCJS continued to partner with the state Commission of Correction and the State Police Juvenile Officers Association to update and enhance Prevention Act compliance-related training materials included in law enforcement training sessions. The disproportionate minority contact coordinator also continued the partnership with the judiciary through OCA's and New York State family court judges' work with Juvenile Detention Alternative Initiative sites.
- DCJS partnered with the state Permanent Judicial Commission on Justice for Children to coordinate a series of educational and leadership activities focused on effective strategies for "keeping kids in school and out of court." These efforts targeted reducing the school to prison pipeline, which disproportionately affects youth of color. The 2013 state-level school justice leadership forum was followed by six regional summits that shared best practices that target the school-justice intersection. At each summit, local and national experts presented approaches that included reforming school discipline codes to replace punitive responses with restorative options for dealing with antisocial behavior, training for school resource officers, and innovative strategies for reducing school suspensions and expulsions. In total, more than 1,000 attendees representing

school administrators, teachers, law enforcement officials, service providers and other community leaders took part in the summits. In late 2014, DCJS and Permanent Judicial Commission on Justice for Children worked together to launch workshops on school climate and on school justice that addressed misbehavior and disciplinary practices within the school environment. Multidisciplinary teams from twenty-seven localities across the state participated, and implementation of the workshop's principles in the localities is currently underway.

- OCA created a new juvenile justice liaison position, which provided in 2014a re-energized focus on collecting and providing timely court data, including disproportionate minority contact data, from the state's many different court systems. This data improvement will continue to be emphasized through this position to provide more data and higher quality data. The juvenile justice liaison also champions disproportionate minority contact awareness and data dissemination to family court judges across the state.
- The Center for Community Alternatives trained community members in Onondaga County to be effective participants on juvenile justice reform committees and the disproportionate minority contact workgroup. The center created an action manual designed to assist traditional juvenile justice stakeholders in engaging youth, families and other potential community advocates for youth. A draft of *How to Incorporate Youth and Families into Disproportionate Minority Contact Reduction Work: A Handbook for Government and Other System Stakeholders* was presented to the Juvenile Justice Advisory Group. The final disproportionate minority contact manual will be shared throughout the state.
- Interagency work continued to highlight disproportionate minority contact in many ongoing and new projects and initiatives. The coordinator pushed disproportionate minority contact -specific issues to the forefront of agencies' programming priorities through on-going participation on various interagency workgroups. The disproportionate minority contact coordinator actively participated in the state's Juvenile Detention Alternatives Initiatives work as a member of the state planning team in collaboration with OCFS staff and administration. The coordinator was also an active leader on the OCFS Disproportionate Minority Representation in the Child Welfare System Workgroup. The coordinator also participated with a host of other state-wide and local workgroups and committees.
- The Strategic Planning Action Committee and JJAG infused disproportionate minority contact perspectives into all their juvenile justice efforts. This included discussion of disproportionate minority contact aspects at quarterly meetings, making it a stated priority issue to be embedded into all their discussion and work, and requiring such measurements when granting funds.
- DCJS has included disproportionate minority contact measurements into all of their juvenile justice contracts. This practice gathers information necessary to review the impact of projects on disproportionality and disparity.

VII. Other Front-End Programming Initiatives

Diverting Youth with Behavioral Health Needs from Justice System Involvement

Studies have shown that between 65 percent and 70 percent of justice-involved youth have a diagnosable mental health disorder and that more than one quarter of youth in the juvenile justice system have a severe mental health disorder.⁶ These trends are evident in New York, with between 50 and 60 percent of youth admitted to state custody as a result of an adjudication of delinquency presenting a mental health need at intake and another 54 to 63 percent of those same youth presenting a substance abuse need at intake.

While youths whose cases are adjudicated are screened for behavioral health needs when they are admitted to state-operated placement facilities, this represents the deepest point of juvenile justice system penetration possible. Best practice dictates that behavioral health screening should occur at the earliest intervention point possible.⁷ The earliest possible point of intervention in the state's juvenile justice system is probation intake, where youth are seen following arrest and prior to the filing of a case in Family Court. Since 2012, the Office of Juvenile Justice and Office of Probation and Correctional Alternatives at DCJS have worked with the state Office of Mental Health to pilot and replicate projects that target youth for mental health screening and intervention at this first point of system intervention and provide youth the opportunity for diversion (called adjustment in New York) prior to any court involvement.

In 2012-13, DCJS and state agency partners worked with probation and mental health leaders in Monroe County to develop a protocol to bring validated behavioral health screening⁸ and matching to evidence-based treatment services to their probation intake population. Supported through a joint federal Substance Abuse and Mental Health Services Administration and MacArthur Foundation diversion project, the model built on a one-time investment in assessment software, training and technical assistance and – by establishing expedited procedures for screening, referral and treatment engagement – connected with existing processes to embed institutional change.

Following up on the success of that project, DCJS applied for and was awarded funds through the 2013 Justice-Mental Health Collaboration Project supported by the federal Bureau of Justice Administration. The award supports a three-county (Onondaga, Schenectady and Westchester) collaborative approach to diverting non-violent youth with mental health and co-occurring disorders from juvenile justice system court involvement. Each county has convened a core team made up of representatives from juvenile justice, mental health and service provider agencies. In February 2014, the teams came together for training by DCJS and expert trainers from the National Youth Screening and Assessment Project, developers of the MAYSI-2. Project funds were used to provide MAYSI software in each county and added evidence-based services in Schenectady and Westchester counties (Onondaga County did not request funds for services). Core team members worked together to catalog available evidence-based

⁶ *Mental Health Screening within Juvenile Justice: The Next Frontier*. National Center for Mental Health and Juvenile Justice, p. 1. Available at <http://www.modelsforchange.net/publications/198>.

⁷ Ibid.

⁸ The Massachusetts Youth Assessment Screening Instrument (MAYSI-2) was selected as the preferred screening tool.

practices and develop expedited referral procedures, with the goal of closing probation intake cases upon successful youth engagement in the treatment intervention.

VIII. Reducing Recidivism through Effective Re-Entry Partnerships

Implementation of NY State Juvenile Justice Re-Entry Plan

JJAG's priorities include juvenile re-entry, with the goal of supporting activities that facilitate successful reintegration into their communities for youth returning from out of home placement due to delinquent activities. DCJS used a federally funded Second Chance Act planning grant in 2012 to establish a statewide Juvenile Re-entry Task Force that analyzed the current state of juvenile re-entry from voluntary agency placement and developed a juvenile re-entry strategic plan for New York.

The Statewide Re-entry Plan (<http://www.nysjag.org/our-work/Reentry%20Plan.pdf>) describes the population served, policies and barriers to effective re-entry, the reintegration continuum and principles of best practice and provides recommendations for improving juvenile re-entry practices.

JUVENILE RE-ENTRY STRATEGIC PLAN RECOMMENDATIONS

System Coordination

- Support systemic reform efforts that promote coordination from placement to re-entry.
- Explicitly require that transition planning begin at the outset of the voluntary agency placement

Supports and Services while in Care

- Strengthen visitation policies and practices
- Provide interventions to address criminogenic thinking
- Foster enduring pro-social supports

Housing and Permanency

- Address housing stability from the beginning of placement
- Develop more supportive housing options

Physical Health and Behavioral Health

- Strengthen Medicaid support for evidence-based services and ensure that continuity of care is enhanced through the shift to Medicaid managed care.
- Provide training on effective behavioral health interventions for youth and their families.

Education and Job Training

- Provide access to and training on effective educational and vocational assessments to voluntary agencies.
- Pilot a model process for educational transitions that maximize the award of credits for work completed while in placement and that provide for the prompt enrollment of the appropriate educational setting for youth.
- Provide technical assistance to voluntary agencies to develop robust course descriptions.
- Monitor and enforce existing requirements for the prompt enrollment of youth following release.

- Allow for voluntary agencies to provide a GED® pathway for youth who are significantly over age and under credit.
- Identify and promote the use of trade-certified vocational programs with a community-based component through Local Departments of Social Services at voluntary placements.
- Develop initiatives that provide youth mentoring with a career development focus.

Partnerships with Local Jurisdictions

In September 2013, JJAG approved the Vera Institute for Justice to lead a Juvenile Re-Entry Consortium Project. Vera used a competitive process to identify three local sites – Dutchess County, Westchester County and the Capital Region counties of Albany, Rensselaer and Schenectady – participate in a juvenile re-entry best practices learning academy. Subsequently, Vera will work with stakeholders across the sites to develop and/or enhance local juvenile re-entry processes. The project was formally launched in 2014. Data relevant to juvenile re-entry was collected in each jurisdiction, with next steps to include planning based on data presentation and discussion.

In addition, the U.S. Department of Justice awarded DCJS a Second Chance Act Juvenile Re-Entry Implementation Grant in the fall 2013. Oneida, Monroe and Niagara counties were selected as participants. The grant supports a re-entry coordinator in each locality, tasked with bringing together DCJS, OCFS and OCA with local stakeholders – departments of social services, probation offices, voluntary agency providers, community-based service providers and advocates for children and families – on task force teams, providing technical assistance and support to enhance the communities’ capacity for addressing the needs of returning youth and their families. Activities include developing individualized service plans, providing transitional educational and housing services, and enhancing connection to positive pro-social activities.

The re-entry coordinators began working with returning youth in July 2014 and provided assistance to more than 25 youth over the next six months who either returned home or plan to return home with 90 days. This initial implementation period highlighted several challenges, including barriers to re-engagement with formal education after interruption due to placement, coordinating taskforce meetings with local court administrators and judges, and getting youth and family representation on the task forces. Moving into 2015, the teams plan to continue serving youth, develop plans for sustainability, and build their individual taskforce teams to include all juvenile stakeholders in their communities.

IX. New York State Compliance with the Juvenile Justice and Delinquency Prevention Act

All states that receive federal Title II formula grant funding are required to comply with four core requirements of the Juvenile Justice and Delinquency Prevention Act. Those core mandates are the deinstitutionalization of status offenders, separation of juveniles from adult offenders, removal of juveniles from adult jails and lockups and addressing the disproportionality of minority contact in the juvenile justice system. New York is in full compliance with all four.

The first three core protections of the Prevention Act relate to permissible methods of confinement for youth. The first, *deinstitutionalization of status offenders* prohibits the placement of PINS in secure

detention or correctional facilities. New York State maintains compliance with this protection through the statutory prohibitions in Article Seven of the Family Court Act which prohibit the pre-trial detention of such youth in secure detention facilities (§720) and which only permit out of home placement in private, non-secure facilities under LDSS custody (§756).

The second core protection, *separation of juveniles from adult offenders*, requires that juveniles who are alleged or found to have been delinquent and PINS youth, are kept away from any contact with adult inmates who have been convicted of or are awaiting trial for a crime. Compliance with this mandate is achieved in New York State through the complete separation of juveniles from adult offenders in both short-term locations for questioning juveniles and in separate confinement facilities for juveniles both pre- and post-trial. Article Three of the Family Court Act (§305.2(4)(b)) provides that youth suspected of an act of delinquency only be questioned by police in either a facility approved by the Office of Court Administration as a location suitable for the questioning of juveniles or in the child's home. By Court Rule (§205.20 (c)), any room approved for questioning juveniles must be separate from areas accessible to adult detainees. These protections facilitate the separation of juveniles accused of crimes from adult detainees. In addition, under the provisions of the Family Court Act, juveniles can only be confined in juvenile detention facilities licensed and regulated by OCFS, in OCFS-operated facilities, or in private, not-for-profit facilities licensed by OCFS to house youth. All of these locations are explicitly for housing youth and do not include an adult offender population, thereby facilitating the separation of juveniles and adult offenders.

The third core protection prohibits the use of adult jails and lock-ups for the confinement of juveniles for any length of time. New York State complies with this provision, known as *jail removal*, by confining youth in the aforementioned youth-only facilities both pre-and post-trial.

DCJS contracts with state Commission on Correction --the state agency with statutory authority to perform monitoring of correctional facilities --to ensure that New York maintains compliance with these first three requirements. In that role as the state's compliance monitor, the commission identifies all the jails, lock-ups and secure juvenile facilities across the state (thereby defining the compliance monitoring universe as required by the Office of Juvenile Justice and Delinquency Prevention). The commission maintains a monitoring schedule that ensures all adult jails, lock-ups and secure juvenile facilities are subject to an on-site inspection no less than once every three years, (as federally mandated), and monitors a reporting system designed to track compliance and to identify and address any suspected violations of the core protections.

New York State maintains compliance with the fourth core protection of the Prevention Act, which requires engagement in efforts to *address the disproportionate minority contact* of youth, through the support of a full-time, state-wide disproportionate minority contact coordinator and the many analytical, assessment and strategy development and implementation efforts described in the previous sections of this report. Continued progress in improvement of state level disproportionate minority contact data, assessment, intervention, evaluation and monitoring will ensure the state's continued compliance with the federal mandate to address disproportionate minority contact.

APPENDIX
Summary of JJAG Priorities 2012-2014 and Active Projects

The overall goal of the Juvenile Justice Advisory Group (JJAG) is to support an effective juvenile justice system in New York State by:

1. promoting early diversion of appropriate youth from deep end system involvement;
2. furthering successful juvenile reentry;
3. disseminating best practices in juvenile justice;
4. supporting data driven policy development and program analysis; and
5. Reducing disproportionate minority contact

JJAG supported the following efforts during 2012, 2013 and 2014 to further these goals:

1. Promoting early diversion of appropriate youth from deep end system involvement

- a. *Fast Track Accountability* – These projects were structured to provide a timely response to juvenile crime committed by low- and moderate-risk youth that holds youth quickly accountable and prevents their penetration into family court processing. Grantees were required to implement a behavioral health screening tool and a restorative intervention in order to divert appropriate cases from court processing.
 - i. *Madison County DSS (3/1/2013 – 12/31/2015)*
Cross-systems team from Madison County DSS, Madison County Probation and Berkshire Farms Center meet monthly to review cases of youth presented at probation intake. The MAYSI-2 is used as the behavioral health assessment and letters of apology are used as the restorative intervention. Referrals to services are provided.
 - ii. *Ulster Country Probation (3/1/2013 – 12/31/2015)*
Youth are referred to The Family of Woodstock by probation, law enforcement and schools. The GAIN-SS is used for the behavioral health assessment and service referrals are provided. A new Juvenile Community Accountability Board is being used as the mandatory restorative intervention.
 - iii. *Ontario Country Probation (1/1/2013 – 12/31/2015)*
This project focuses on building institutional capacity to provide restorative conferences and Girls Circle/ Boys Council groups as restorative interventions. In addition, the MAYSI-2 is used as the behavioral health assessment.

- b. *Front End Diversion* – These projects strive to match the level and type of system involvement with the objective risk and need level of each child at the outset of a youth’s juvenile justice involvement.
 - i. Nassau County Probation (12/1/2011 – 12/31/2014)
This project involved implementation of a process to provide formal risk and need assessment screening at the front door of detention, including during after-hours and weekends. Case management and respite were also supported.
 - ii. New York City Department of Probation (12/1/2011 – 9/30/2014)
This project developed a formal protocol for probation diversion with a more robust and meaningful continuum of quality interventions matched to the risk level and presenting offense type of each child. Activities included: revision of the probation intake process to add motivational interviewing, restorative questions, and development of a script and training in engaging victims in the adjustment decision; and new interventions for youth (juvenile justice education, restorative opportunities and a graffiti intervention).
 - iii. Monroe County Department. of Probation (1/1/2012 – 3/31/2015)
Activities in this project included implementation of detention risk assessment prior to police bringing a youth to detention and implementation of a Diversion Review Committee to review all cases prior to referral for prosecution to ensure all opportunities for adjustment have been explored.
- c. *Addressing the school to prison pipeline*
 - i. Schenectady Juvenile Mental Health Diversion Project (9/1/11 – 6/30/14)
A collaborative partnership between Probation, Schenectady City School District, and Berkshire Farms Center and Services for Youth, the goal of the project was to reduce the number of youth with mental health issues referred to the juvenile justice system by the schools. Services included crisis intervention, assessment, support services and linkage to community based services to address identified needs.
 - ii. School Justice Summits and Workshops (1/1/2013 – 6/30/2015)
This project supported a statewide summit and six regional forums on keeping kids in school and out of courts, followed by two workshops to facilitate implementation of reforms locally.

2. **Furthering successful juvenile reentry**

a. *Reentry Consortium*

- i. Vera Institute of Justice (8/01/2010 – 12/31/2015)

This project aims to support local systems change to improve reentry practice through provision of training and technical assistance to six counties (Dutchess,

Westchester, Albany, Schenectady, Columbia and Rensselaer Counties). Goals are focused on implementing systems for transitional planning that begin at placement and involve the family; focusing on housing stability at reentry; and improving educational transitions.

3. Disseminating best practices in juvenile justice

a. *Alternative to Detention* -- JJAG supported a pilot project to reduce detention of youth whose home situations present a barrier to release. The pilot projects involved use of brief strategic family therapy and treatment foster care modeled respite to prevent detention. Pilot results were promising and so JJAG decided to support replication of the strategies across the state.

- i. Onondaga County Probation (3/31/2013 – 12/31/2015)
- ii. Administration for Children's Services - Queens (1/01/2013 – 12/31/2015)
- iii. Erie County Mental Health (1/01/2013 – 12/31/2015)
- iv. Oswego County Probation (3/31/2013 – 12/31/2015)

b. *Supporting Best Practices in the Judiciary*

- i. Office of Court Administration (4/01/2014 – 3/31/2016)
The New York State Unified Court System established a Judicial Juvenile Delinquency Liaison position to support and coordinate judicial engagement in juvenile delinquency reform efforts in New York State. This person assists the Family Court Leadership Team and the judges who participate in the New York State Juvenile Justice Advisory Group.

4. Supporting data driven policy development and program analysis

a. *YASI upgrade to Caseworks*

- i. Office of Probation and Correctional Alternatives (12/01/2013 – 12/31/2014)
This project supported upgrade of the YASI assessment tool to the Caseworks platform. The upgrade was provided to the 57 counties using YASI.

b. *Nassau County Evaluation*

- i. University at Albany (3/31/2013 – 5/31/2014)
Funds supported evaluation of the front-end reform project in Nassau County.

5. Reducing disproportionate minority contact

a. *Disproportionate Minority Contact Assessment*

- i. Spectrum Associates (8/01/2010 – 12/31/2015)

Funding supported a federally mandated disproportionate minority contact assessment. Assessments were completed in Oneida and Westchester counties. A New York City assessment remains in progress, as additional time was needed to a sufficient sample.

b. Training and Technical Assistance

i. W. Haywood Burns Institute (4/01/2012 – 9/30/2015)

The Burns Institute conducted various one day racial and ethnic disparities training in different counties and provided education on involving community stakeholders in racial and ethnic disparity work in New York City.